

# SPAZIO PLUS



IP42  
IP65

IK04  
IK10

Lm  
165  
250

LED  
4000°K

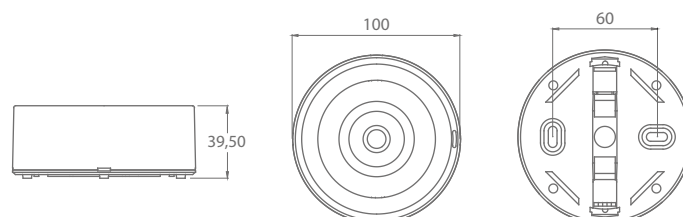
1-3h.

LiFePO<sub>4</sub>




850°

## DIMENSIONS



# SPAZIO PLUS INTERCHANGEABLE LENS

ZEMPER



Accessory ref. APL0012

ZEMPER

# SPAZIO PLUS

ZEMPER

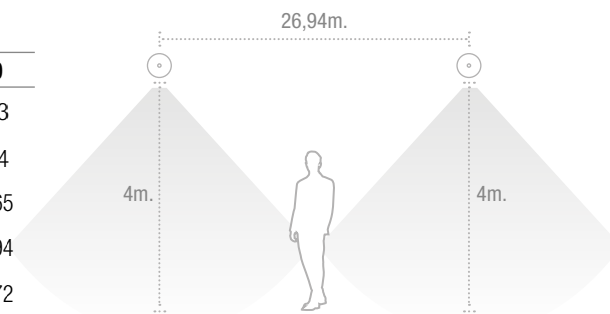
## SPACING DATA



Escape Route

Position	Height			
	2,5	3,0	3,5	4,0
	2,93	3,10	3,09	3,03
	6,78	7,60	8,28	8,64
	13,14	14,77	16,26	17,65
	19,97	22,43	24,77	26,94
	8,81	9,88	10,84	11,72

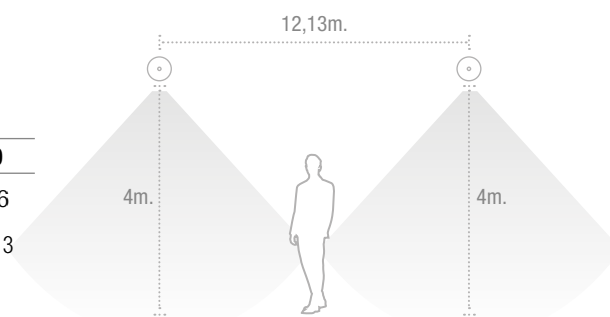
Interdistances calculated with 250 lm and  $E_{min} = 1 \text{ lx}$



Anti-panic

Position	Height			
	2,5	3,0	3,5	4,0
	4,00	4,42	4,77	5,06
	9,21	10,27	11,26	12,13

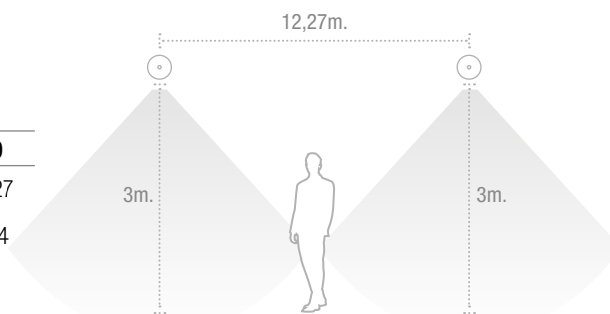
Interdistances calculated with 250 lm and  $E_{min} = 1 \text{ lx}$



Asimetric Wall Mounted

Position	Height			
	2,5	3,0	3,5	4,0
	10,13	10,99	11,70	12,27
	4,83	5,25	5,57	5,84

Interdistances calculated with 250 lm and  $E_{min} = 1 \text{ lx}$



## REFERENCES

lm	Type*	Dur	Battery (Units/Ah)	Selftest	Wireless
250	M/NM	1	3.2V-1.5Ah LFP	LSP3255LXP	LSP3255LDPW
165	M/NM	3	3.2V-1.8Ah LFP	LSP3175LXP3	LSP3175LDP3W

\*NM: Non Maintained. The luminaire operates from emergency supply only upon failure of the normal mains supply.

\*M/NM: Maintained/Non Maintained. With a third terminal which allows to switch off/on the Maintained mode when connected to mains supply.

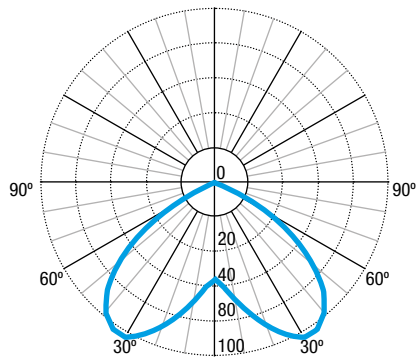
All references are supplied with antipanic and evacuation lens.

For version in black colour, add an 'N' at the of the reference.

PHOTOMETRIC CURVES

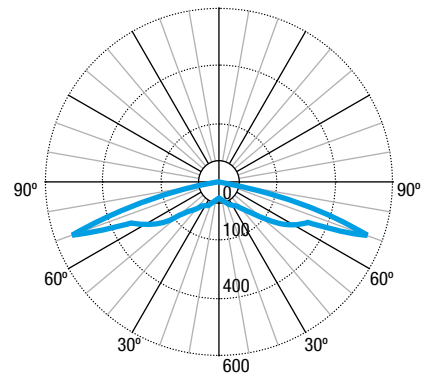
### Anti-panic Lens

Max= 414,2 cd/klm



### Escape Route Lens

Max= 2 162 cd/klm



### Asimetric - Wall Mounted

Max= 542,5 cd/klm

