ZEMPER

THE EMERGENCY LIGHTING SPECIALIST

EMERGENCY LIGHTING

ZEMPER

THE EMERGENCY LIGHTING SPECIALIST

Zemper Spain Headquarter

Zemper France

ZEMPER

THE EMERGENCY LIGHTING SPECIALIST

50 AÑOS/YEARS 1967-2017
20 ANS en FRANCE

Luminaires Made in Spain

Leading company in the manufacture and sale of emergency lighting in Spain. Our value is proved by more than 50 years of experience.

Production plant

Factory occupies 10,000 m2. 6,000 m2 are destined to the productive plant.

Automated production with manufacturing capacity of 2.500.000 luminaires/year.

Own complete production cycle.

R&D department

10 Engineers (10% of the staff)

Mechanical development (3D designs and Mold management)

Electronic

Systems (Software and Communications)

Organization

Emergency Lighting projects



Own laboratories

We can research and test internally without limits.

Guaranteed products with full quality and confidence.

Dust Tightness chamber, Impact hammer, Climatic Chamber, Glow wire machine, EMC tester, Battery duration testers., 3 Ulbrich Sphere, Etc.

Zemper in the world

Spain
Ciudad Real: Headquarters
Barcelona. Showroom and facilities
Madrid. Showroom and facilities

Zemper France
Zemper BeLux

Commercial branches:
Morocco and Colombia

Zemper exports its products to more than 30 countries worldwide.

FOCUS ON PROJECTS

ZEMPER

Latest notable international projects

We have more than 50 years of experience behind us and this enables us to offer competitive solutions that we bring to every project we undertake. Our customers rely on our know-how and this trust is one of our greatest strengths.

Spain

T4 Airport Madrid

Atocha Station Madrid

Johan Cruyff Stadium

Cuatrecases Lawyers

Norway

Olje Museum

France

Sanofi

Sanofi

Belgium

Diamantgebouw

Etterbeek-Ixelles Hospital

Manhattan Center

The One Atenor

Stadhuis Hasselt

Gebouw BNP

Tour & Taxi Gare Maritime

AZ Zeno Knokke

Hoofdkantoor AXA

Portugal


Estádio da Luz

Colombia

La Serrezuela Mall

Marriot Hotel

Dominican Republic

Hotel Resort Lopesan

Morocco

Arribat Center

Hilton Tanger City

Mail Central Kouribga

Université Mohamed VI

Argel

Argel Airport

Luxembourg

Galileo ILS Center



ICONOGRAPHY

IPXX Protection IP Index

LED 4000ºK LED Colour Temperature

X-Xh. Battery Duration Range

IKXX Protection IK Index

Lm XX XXX Lumens Range

Easy Mounting

Standard

Selftest

Wireless

Ni-Cd Ni-Cd Battery

Ni-Mh Nickel-metal Hydride Battery

$LiFePO_4$ $LiFePO_4$ Battery

High Efficiency High Efficiency

XXm. View Distance

-30° Low Temperature

850° Thread Incandescent Resistance

INOX Stainless Steel

Environmental Respectful

CERTIFICATIONS

IQNet

AENOR

ENEC

ATEX

CIVIL DEFENSE

Kitemark

IECEx

IECEE

NF

INDEX

ZEMPER

Luminaires Index

NEW Alya 16
NEW Walya 18
NEW Exitalya 20
Spazio Q/R 24
Spazio ON 28
Spazio Plus 32
Spazio Luz 36
Spazio Rail 38
Spazio High Bay 42
Spazio Outdoor 44
Spazio T·LED· 46
T·LED· 52
Diana Flat 54
Xena Flat 58
Spazio Sign 62
Harena 64
Kons 65
Arian 68
Neptuno 70
Maxilum 72
PFL 74
Saturno 76
Webserver Central Control Unit 80
Wireless Accesories 89
ZDProWEB Management 90
DALI Central Control Unit 94
Slave Luminaires for Central Battery Systems 97
TMU - Universal Remote Control Device 99
BAPI Portable Lamp 100
Renovation Kit 101

VISUAL INDEX

ZEMPER

NEW

ALYA - WALYA 16

NEW

EXITALYA 20

SPAZIO R/Q 24

SPAZIO ON 28

SPAZIO PLUS 32

SPAZIO LUZ 36

SPAZIO RAIL 38

IP65

SPAZIO HIGH BAY
SPAZIO OUTDOOR 42-44

SPAZIO T·LED· 46

T·LED· 52

DIANA FLAT 54

XENA FLAT 58

SPAZIO SIGN 62

HARENA 64

KONS 65

IP65

ARIAN 68

IP67

NEPTUNO 70

IP65

MAXILUM / PFL 72-74

IP66

SATURNO 76

CENTRAL CONTROL UNIT 80

DALI CENTRAL CONTROL UNIT 94

White

The purity of the white.

White is the symbol of purity and lightness: color of minimalism. It is a delicate and elegant colour, lacking in excess.

White as the highest representative of the premise of reducing to the essential, without ornaments or leftover decorative elements.

White is a color capable of highlighting geometry with simplicity and purity.

Black

The elegance of the black.

Black is the sum of everything, it is depth, it is the absence of light. It is strength, it is power, it is elegance.

Black to create environments where it is about getting a character from elegance and modernity.

Spazio PLUS in black colour shows objectivity and exclusivity that certain projects require.

NEW

ALYA

Real size

IP42 IK04 Lm 200 400 LED 4000°K 1-3h. $LiFePO_4$ 850°

DIMENSIONS

Surface Alya

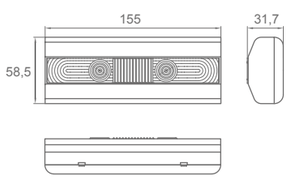

Recessed Alya

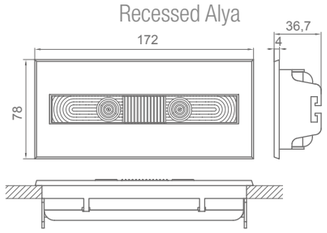

Recessed frame

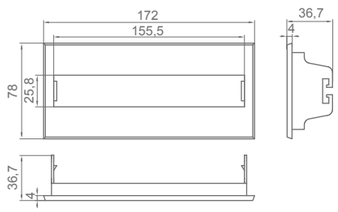

Desing by Ángel Díaz Cambronero.

CE

SPACING DATA

Position	Height			
	2,5	3,0	3,5	4,0
↔	4,05	4,85	4,73	4,37
↔	10,26	12,28	12,95	13,56
↔	12,95	15,52	16,84	17,93
↔	15,54	18,62	20,41	22,03
↔	6,78	8,12	8,69	9,02

Interdistances calculated with 400 lm and E_{min} = 1 lx

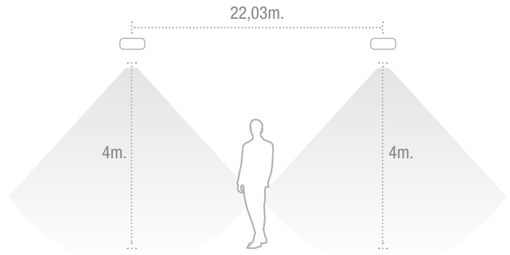

ISOLUX CURVES

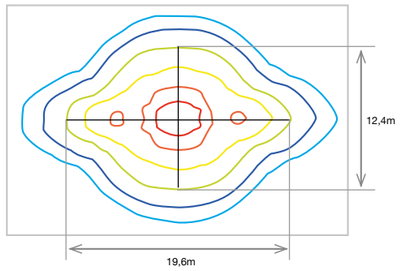

h. 3,5 m = 0,5 lx.

PHOTOMETRIC CURVES

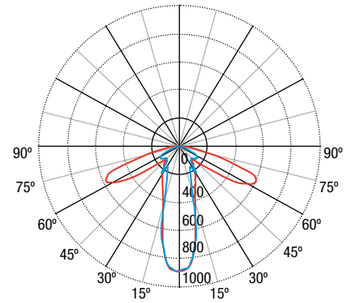

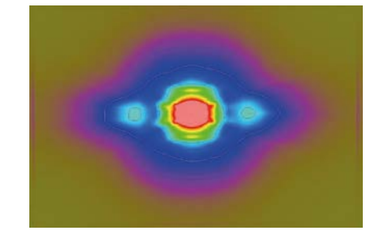

REFERENCES

Im	Type*	Dur	Battery (Units/Ah)	Selftest	Wireless
300	N/NM	1	3,2V 1,5A/h LFP	LYA3300LXPN	LYA3300LDPWN
400	N/NM	1	3,2V 3,0A/h LFP	LYA3400LXPN	LYA3400LDPWN
200	N/NM	3	3,2V 1,5A/h LFP	LYA3200LXP3N	LYA3200LDP3WN
300	N/NM	3	3,2V 3,0A/h LFP	LYA3300LXP3N	LYA3300LDP3WN
300	NM	1	3,2V 1,5A/h LFP	LYA3300LXN	LYA3300LDWN
400	NM	1	3,2V 3,0A/h LFP	LYA3400LXN	LYA3400LDWN
200	NM	3	3,2V 1,5A/h LFP	LYA3200LX3N	LYA3200LD3WN
300	NM	3	3,2V 3,0A/h LFP	LYA3300LX3N	LYA3300LD3WN

*NM: Non Maintained. The luminaire operates from emergency supply only upon failure of the normal mains supply.
*M/NM: Maintained/Non Maintained. With a switch which allows to select Maintained or Non Maintained mode function.
White version under request.
Recessed frame should be ordered as accessory with reference AMY0011N (black) or AMY0011 (white)

NEW

WALYA

Real size

IP42 IK04 Lm 150 250 LED 4000ºK 1-3h. $LiFePO_4$ 850º

DIMENSIONS

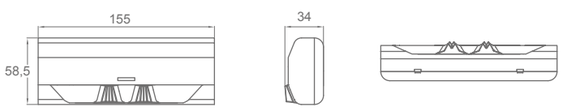

Desing by Ángel Díaz Cambronero.

CE

WALYA

ZEMPER

SPACING DATA

Position	Height				
	2,0	2,5	3,0	3,5	4,0
⬭↔⬭	16.57	17.87	18.51	18.57	17.49
⬭↔▨	6.20	6.51	6.60	6.72	6.43

Interdistances calculated with 250 lm and E_{min} = 1 lx

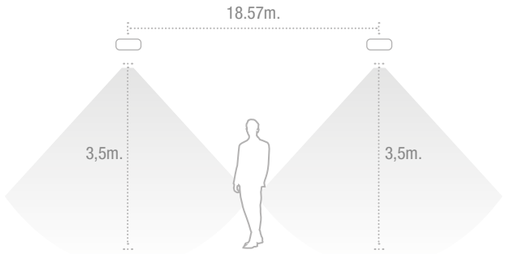

ISOLUX CURVES

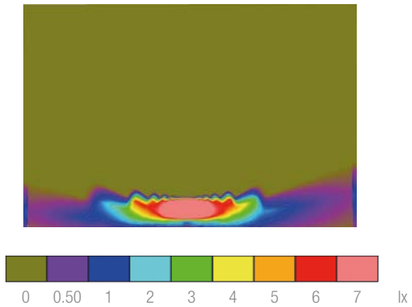

PHOTOMETRIC CURVES

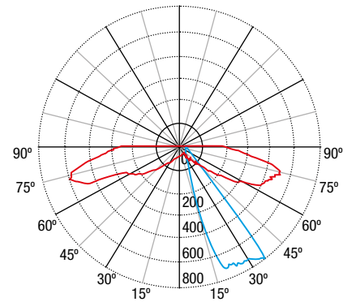

REFERENCES

lm	Type*	Dur	Battery (Units/Ah)	Selftest	Wireless
250	N/NM	1	3,2V 1,5A/h LFP	LYW3250LXPN	LYW3250LDPWN
150	N/NM	3	3,2V 1,5A/h LFP	LYW3150LXP3N	LYW3150LDP3WN
250	N/NM	3	3,2V 3,0A/h LFP	LYW3250LXP3N	LYW3250LDP3WN
250	NM	1	3,2V 1,5A/h LFP	LYW3250LXN	LYW3250LDWN
150	NM	3	3,2V 1,5A/h LFP	LYW3150LX3N	LYW3150LD3WN
250	NM	3	3,2V 3,0A/h LFP	LYW3250LX3N	LYW3250LD3WN

*NM: Non Maintained. The luminaire operates from emergency supply only upon failure of the normal mains supply.
*M/NM: Maintained/Non Maintained. With a switch which allows to select Maintained or Non Maintained mode function.
White version under request.

NEW

EXITALYA Surface

IP42 IK04 30m. LED 4000ºK 1-3h. $LiFePO_4$ 850°

DIMENSIONS

Surface Ceiling Mounting

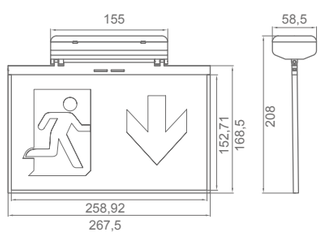

Surface Wall Mounting

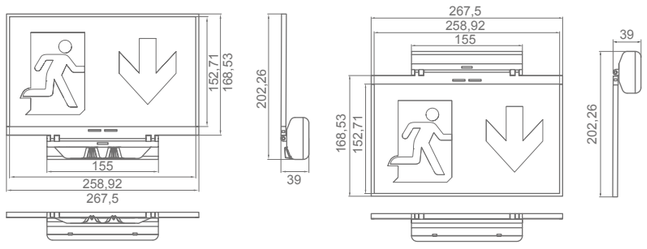

Desing by Ángel Díaz Cambronero.

CE

VIEWING DISTANCE

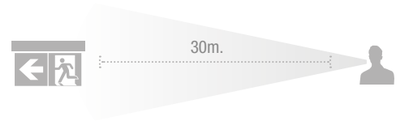

REFERENCES

View Distance	Type*	Dur	Battery (Units/Ah)	Selftest	Selftest	Installation
30	M	1	3,2V 0,8A/h LFP	LYE3070LXPN	LYE3070LDPWN	Surface
30	M	3	3,2V 1,5A/h LFP	LYE3070LXP3N	LYE3070LDP3WN	Surface

*M: Maintained. The luminaire operates from the normal or emergency supply at all material time.
White version under request.

It is supplied with a complete set of pictograms

NEW

EXITALYA Surface LEDs

IP42 IK04 Lm 120 30m. LED 4000ºK 1-3h. $LiFePO_4$ 850°

DIMENSIONS

Surface Wall Mounting

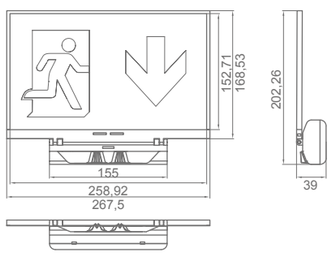

Surface Ceiling Mounting

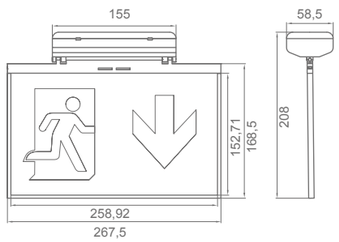

REFERENCES

lm	View Distance	Type*	Dur	Battery (Units/Ah)	Selftest	Selftest	Installation
120	30	N/NM	1	3,2V 1,5A/h LFP	LYE3120LXPN	LYE3120LDPWN	Surface
120	30	N/NM	3	3,2V 3,0A/h LFP	LYE3120LXP3N	LYE3120LDP3WN	Surface

It is supplied with a complete set of pictograms

*M/NM: Maintained/Non Maintained. With a switch which allows to select Maintained or Non Maintained mode function.
White version under request.

CE

Desing by Ángel Díaz Cambronero.

EXITALYA Recessed

ZEMPER

IP42 IK04 30m. LED 4000ºK 1-3h. $LiFePO_4$ 850°

DIMENSIONS

Recessed Wall Mounting

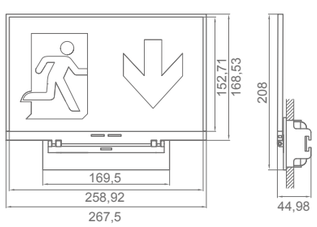

Ceiling Recessed Mounting

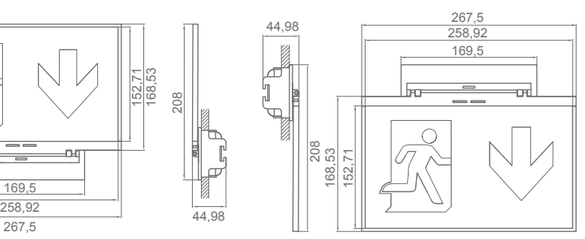

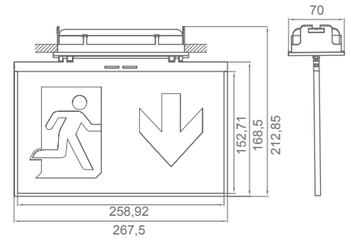

REFERENCES

View Distance	Type*	Dur	Battery (Units/Ah)	Selftest	Selftest	Installation
30	M	1	3,2V 0,8A/h LFP	LYR3070LXPN	LYR3070LDPWN	Recessed
30	M	3	3,2V 1,5A/h LFP	LYR3070LXP3N	LYR3070LDP3WN	Recessed

It is supplied with a complete set of pictograms

*M: Maintained. The luminaire operates from the normal or emergency supply at all material time.
White version under request.

CE

Desing by Ángel Díaz Cambronero.

SPAZIO R

IP40 IK04 Lm 165 250 LED 4000°K 1-3h. $LiFePO_4$ 850°

DIMENSIONS

Spazio LSR

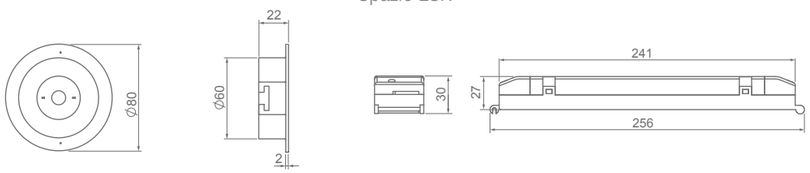

SPAZIO Q

IP40 IK04 Lm 165 250 LED 4000°K 1-3h. $LiFePO_4$ 850°

DIMENSIONS

Spazio LSQ

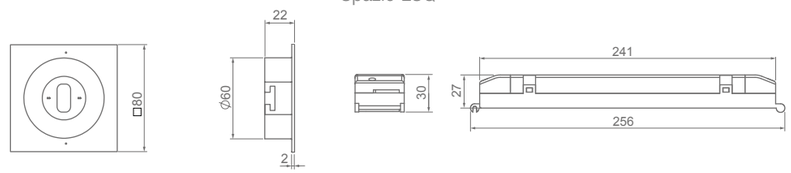

SPAZIO R

ZEMPER

SPACING DATA

Escape route

Position	Height			
	2,5	3,0	3,5	4,0
↔	2,73	2,75	2,74	2,70
↔	7,39	7,61	7,74	7,79
↔	14,78	15,47	15,86	16,07
↔	23,07	24,15	24,95	25,41
↔	9,00	9,23	9,34	9,30

Interdistances calculated with 250 lm and E_{min} = 1 lx

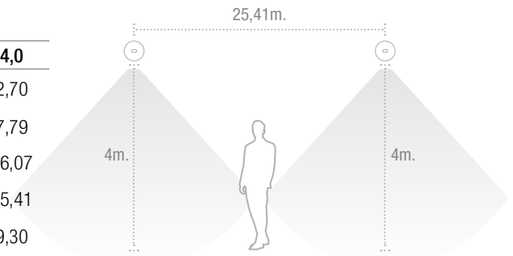

Anti-panic

Position	Height			
	2,5	3,0	3,5	4,0
↔	4,27	4,50	4,66	4,76
↔	10,46	11,33	12,06	12,53

Interdistances calculated with 250 lm and E_{min} = 1 lx

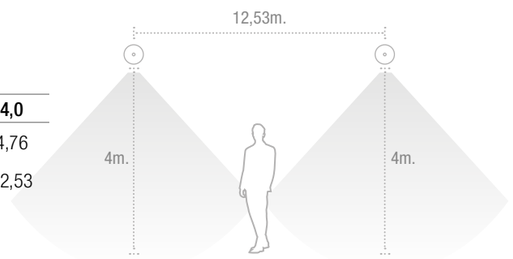

PHOTOMETRIC CURVES

Anti-panic Lens

Max= 270,3 cd/klm

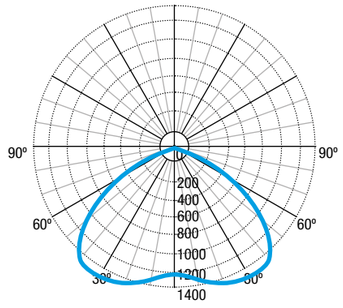

Escape Route Lens

Max= 1 410,9 cd/klm

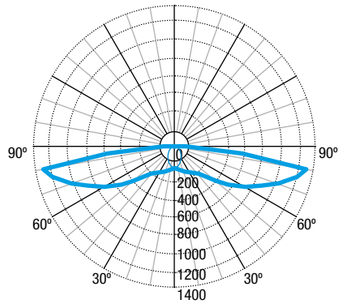

ACCESSORIES

ABR(XX)41
Serigraphed methacrylate
+ diffusers

ABX(XX)41
Serigraphed methacrylate
+ fixing accessories

AMU8002
Universal frame
(from 6W to Spazio Q/R)

SPAZIO R/Q

ZEMPER

REFERENCES

SPAZIO R - Round

lm	Type*	Dur	Lens	Battery (Units/Ah)	Selftest	Wireless	Dali
250	NM	1	R	3,2V 1,5A/h LFP	LSR3250LX		
250	NM	1	D	3,2V 1,5A/h LFP	LSR3251LX		
165	NM	3	R	3,2V 1,8A/h LFP	LSR3170LX3		
165	NM	3	D	3,2V 1,8A/h LFP	LSR3171LX3		
250	M/NM	1	R	3,2V 1,5A/h LFP	LSR3250LXP	LSR3250LDPW	
250	M/NM	1	D	3,2V 1,5A/h LFP	LSR3251LXP	LSR3251LDPW	
165	M/NM	3	R	3,2V 1,8A/h LFP	LSR3170LXP3	LSR3170LDP3W	
165	M/NM	3	D	3,2V 1,8A/h LFP	LSR3171LXP3	LSR3171LDP3W	
200	M/NM	1	R	3,2V 1,5A/h LFP			LSR3180LAP
200	M/NM	1	D	3,2V 1,5A/h LFP			LSR3181LAP
200	M/NM	3	R	3,2V 3A/h LFP			LSR3180LAP3
200	M/NM	3	D	3,2V 3A/h LFP			LSR3181LAP3

SPAZIO Q - Square

lm	Type*	Dur	Lens**	Battery (Units/Ah)	Selftest	Wireless	Dali
250	NM	1	R	3,2V 1,5A/h LFP	LSQ3250LX		
250	NM	1	D	3,2V 1,5A/h LFP	LSQ3251LX		
165	NM	3	R	3,2V 1,8A/h LFP	LSQ3170LXP3		
165	NM	3	D	3,2V 1,8A/h LFP	LSQ3171LXP3		
250	M/NM	1	R	3,2V 1,5A/h LFP	LSQ3250LXP	LSQ3250LDPW	
250	M/NM	1	D	3,2V 1,5A/h LFP	LSQ3251LXP	LSQ3251LDPW	
165	M/NM	3	R	3,2V 1,8A/h LFP	LSQ3170LXP3	LSQ3170LDP3W	
165	M/NM	3	D	3,2V 1,8A/h LFP	LSQ3171LXP3	LSQ3171LDP3W	
200	M/NM	1	R	3,2V 1,5A/h LFP			LSQ3180LAP
200	M/NM	1	D	3,2V 1,5A/h LFP			LSQ3181LAP
200	M/NM	3	R	3,2V 3A/h LFP			LSR3180LAP3
200	M/NM	3	D	3,2V 3A/h LFP			LSR3181LAP3

*NM: Non Maintained. The luminaire operates from emergency supply only upon failure of the normal mains supply.
*M/NM: Maintained/Non Maintained. With a third terminal which allows to switch off/on the Maintained mode when connected to mains supply.
**R: Round Lens (Anti-panic)
**D: Directional Lens (Escape route)

For version in black colour, add an 'N' at the of the reference.

SPAZIO ON

IP42
IP65

IK04
IK10

Lm
165
250

LED
4000°K

1-3h.

$LiFePO_4$

850°

DIMENSIONS

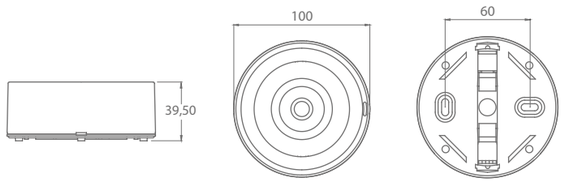

CE

SPACING DATA

Escape Route

Position	Height			
	2,5	3,0	3,5	4,0
⫽ ↔ ○	2,93	3,10	3,09	3,03
○ ↔ ○	6,78	7,60	8,28	8,64
○ ↔ ⬭	13,14	14,77	16,26	17,65
⬭ ↔ ⬭	19,97	22,43	24,77	26,94
⬭ ↔ ⫽	8,81	9,88	10,84	11,72

Interdistances calculated with 250 lm and E_{min} = 1 lx

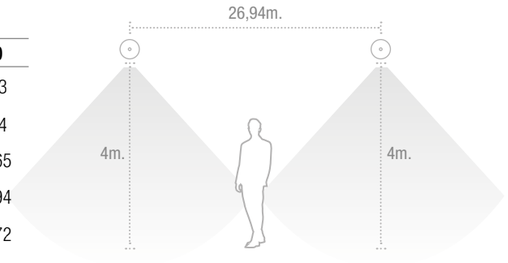

Anti-panic

Position	Height			
	2,5	3,0	3,5	4,0
⫽ ↔ ○	4,00	4,42	4,77	5,06
○ ↔ ○	9,21	10,27	11,26	12,13

Interdistances calculated with 250 lm and E_{min} = 1 lx

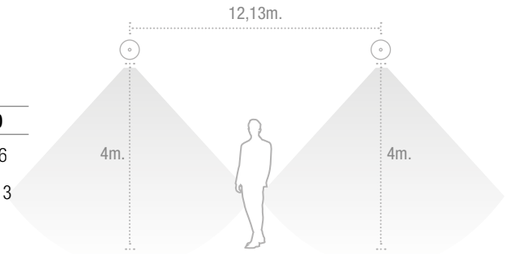

Asimetric Wall Mounted

Position	Height			
	2,5	3,0	3,5	4,0
□ ↔ ○	10,13	10,99	11,70	12,27
○ ↔ ⫽	4,83	5,25	5,57	5,84

Interdistances calculated with 250 lm and E_{min} = 1 lx

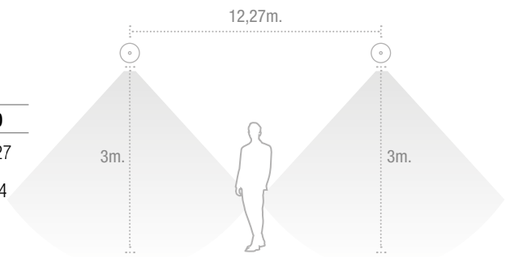

PHOTOMETRIC CURVES

Anti-panic Lens
Max= 414,2 cd/klm

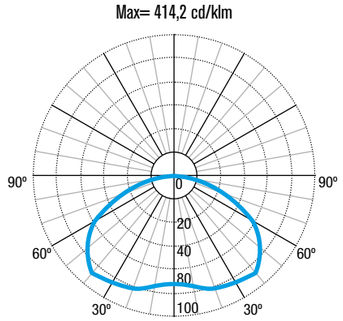

Escape Route Lens
Max= 2 162 cd/klm

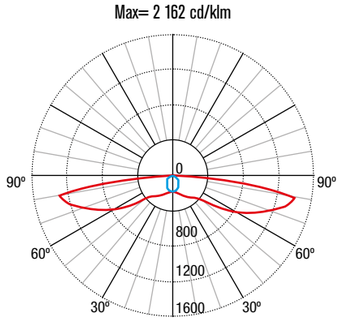

Asimetric - Wall Mounted
Max= 542,5 cd/klm

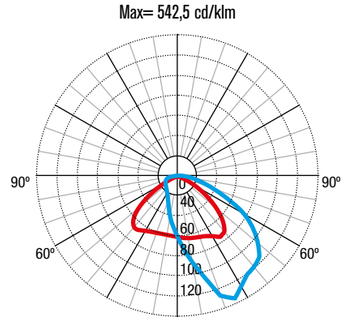

REFERENCES

lm	Type*	Dur	Lens**	Battery (Units/Ah)	Selftest	Wireless
250	M/NM	1	R	3.2V-1.5Ah LFP	LSM3250LXP	LSM3250LDPW
250	M/NM	1	D	3.2V-1.5Ah LFP	LSM3251LXP	LSM3251LDPW
250	M/NM	1	W	3.2V-1.5Ah LFP	LSM3252LXP	LSM3252LDPW
165	M/NM	3	R	3.2V-1.8Ah LFP	LSM3170LXP3	LSM3170LDP3W
165	M/NM	3	D	3.2V-1.8Ah LFP	LSM3171LXP3	LSM3171LDP3W
165	M/NM	3	W	3.2V-1.8Ah LFP	LSM3172LXP3	LSM3172LDP3W

*M/NM: Maintained/Non Maintained. With a third terminal which allows to switch off/on the Maintained mode when connected to mains supply.
**R: Round Lens (Anti-panic) / D: Directional Lens (Escape route) / W: Asimetric - Wall Mounted

For version in black colour, add an 'N' at the of the reference.



SPAZIO PLUS

IP42
IP65

IK04
IK10

Lm
165
250

LED
4000°K

1-3h.

$LiFePO_4$

850°

DIMENSIONS

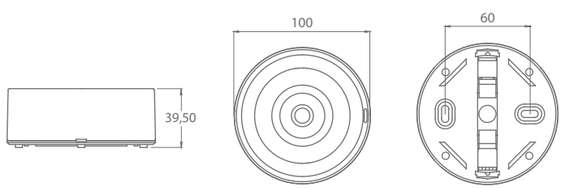

SPAZIO PLUS INTERCHANGEABLE LENS

ZEMPER



Accessory ref. APL0012

SPACING DATA

Escape Route

Position	Height			
	2,5	3,0	3,5	4,0
⇔	2,93	3,10	3,09	3,03
⇔	6,78	7,60	8,28	8,64
⇔	13,14	14,77	16,26	17,65
⇔	19,97	22,43	24,77	26,94
⇔	8,81	9,88	10,84	11,72

Interdistances calculated with 250 lm and E_{min} = 1 lx

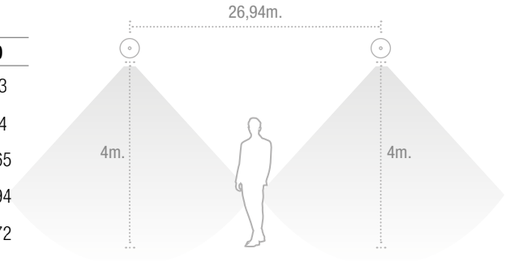

Anti-panic

Position	Height			
	2,5	3,0	3,5	4,0
⇔	4,00	4,42	4,77	5,06
⇔	9,21	10,27	11,26	12,13

Interdistances calculated with 250 lm and E_{min} = 1 lx

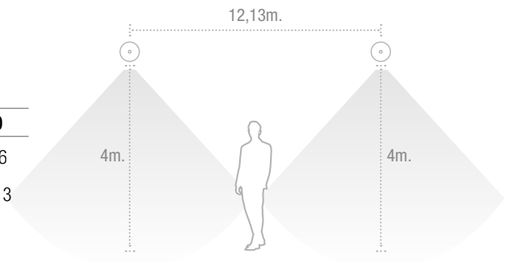

Asimetric Wall Mounted

Position	Height			
	2,5	3,0	3,5	4,0
⇔	10,13	10,99	11,70	12,27
⇔	4,83	5,25	5,57	5,84

Interdistances calculated with 250 lm and E_{min} = 1 lx

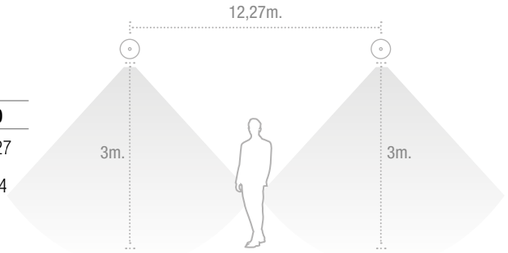

REFERENCES

lm	Type*	Dur	Battery (Units/Ah)	Selftest	Wireless
250	M/NM	1	3.2V-1.5Ah LFP	LSP3255LXP	LSP3255LDPW
165	M/NM	3	3.2V-1.8Ah LFP	LSP3175LXP3	LSP3175LDP3W

*NM: Non Maintained. The luminaire operates from emergency supply only upon failure of the normal mains supply.
*M/NM: Maintained/Non Maintained. With a third terminal which allows to switch off/on the Maintained mode when connected to mains supply.

All references are supplied with antipanic and evacuation lens.
For version in black colour, add an 'N' at the of the reference.

PHOTOMETRIC CURVES

Anti-panic Lens
Max= 414,2 cd/klm

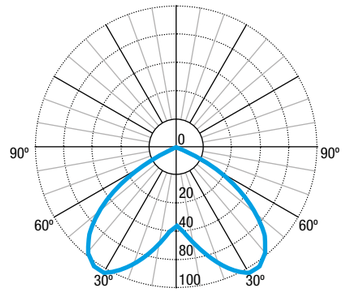

Escape Route Lens
Max= 2 162 cd/klm

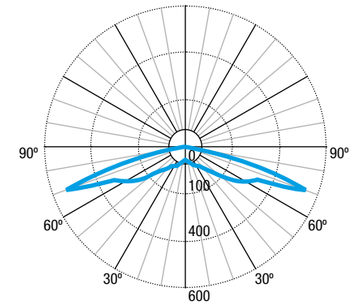

Asimetric - Wall Mounted
Max= 542,5 cd/klm

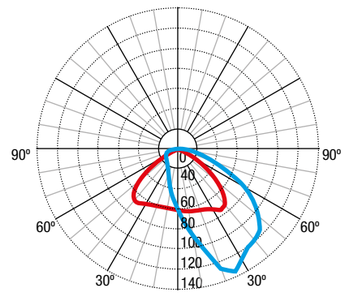



IP42 IP65 | IK04 IK10 | Lm 65 540 | LED 4000°K | 1-8h. | Ni-Cd | $LiFePO_4$ | 850°

DIMENSIONS

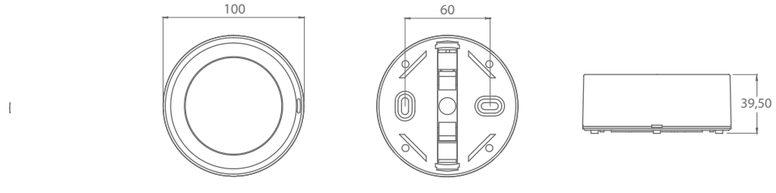

SPACING DATA

Anti-panic

Position	Height			
	2,5	3,0	3,5	4,0
⟷	4,20	4,50	4,75	4,94
⟷	10,18	11,02	11,75	12,37
⟷	10,23	11,08	11,80	12,43
⟷	10,20	11,04	11,76	12,38
⟷	4,17	4,47	4,71	4,90

Interdistances calculated with 325 lm and E_{min} = 1 lx

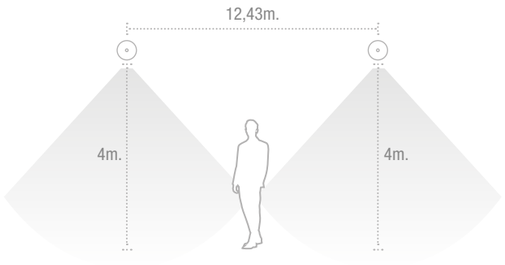

PHOTOMETRIC CURVES

Anti-panic Lens

Max= 391,8 cd/klm

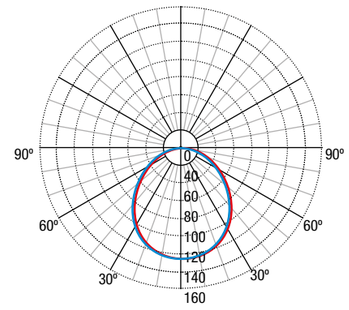

REFERENCES

SPAZIO LUZ NM

lm	Type*	Dur	Battery (Units/Ah)	Standard	Selftest
65	NM	1	3,6V 0,3A/h Ni-Cd	LUZ4050C	LUZ4050X
215	NM	1	3,6V 0,8A/h Ni-Cd	LUZ4200C	LUZ4200X
325	NM	1	3,6V 1,1A/h Ni-Cd	LUZ4300C	LUZ4300X
540	NM	1	2 x 3,2V 1,5A/h LFP	LUZ4500LC	LUZ4500LX
110	NM	3	3,6V 1,1A/h Ni-Cd	LUZ4100C3	LUZ4100X3
270	NM	3	2 x 3,2V 1,5A/h LFP	LUZ4250LC3	LUZ4250LX3
130	NM	8	2 x 3,2V 1,5A/h LFP	LUZ4120LC8	LUZ4120LX8

SPAZIO LUZ M/NM

lm	Type*	Dur	Battery (Units/Ah)	Standard	Selftest	Wireless
110	M/NM	1	3,2V 0,5A/h LFP	LUZ4100LCP	LUZ4100LXP	LUZ4100LDPW
160	M/NM	1	3,2V 0,8A/h LFP	LUZ4150LCP	LUZ4150LXP	LUZ4150LDPW
325	M/NM	1	3,2V 1,5A/h LFP	LUZ4300LCP	LUZ4300LXP	LUZ4300LDPW
160	M/NM	3	3,2V 1,5A/h LFP	LUZ4150LCP3	LUZ4150LXP3	LUZ4150LDP3W

*NM: Non Maintained. The luminaire operates from emergency supply only upon failure of the normal mains supply.
*M/NM: Maintained/Non Maintained. With a third terminal which allows to switch off/on the Maintained mode when connected to mains supply.

For version in black colour, add an 'N' at the of the reference.

SPAZIO RAIL

IP42 IK04 Lm 250 300 LED 4000°K 1 h. $LiFePO_4$ 850°

DIMENSIONS

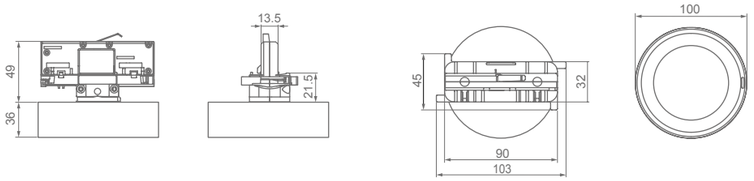

REFERENCES

Im	Type*	Dur	Battery (Units/Ah)	Selftest	Wireless
300	M/NM	1	3,2V 1,5Ah LFP	LUZ6300LXP	LUZ6300LDPW
250	M/NM	1	3,2V 1,5Ah LFP	LSP6255LXP	LSP6255LDPW

*M/NM: Maintained/Non Maintained. With a third terminal which allows to switch off/on the Maintained mode when connected to mains supply.
For version in black colour, add an 'N' at the of the reference.

CE

ACCESSORIES SPAZIO RANGE

ALP0012
Asimetric

ALQ0011
Square recessed frame

ALC0011
Round recessed frame

ALE0065
Kit IP65

ALB0011
Signalling with
recessed round frame

ALX0011
Signalling with recessed
squared frame

ALT0011
Flexible input kit
for surface pipe

ALS0011
Signalling surface ceiling

ALP0011
Signalling surface wall

SPAZIO HIGH BAY

IP65 IK10

IP65 IK10 Lm 500 LED 4000°K 1h. $LiFePO_4$ 850°

DIMENSIONS

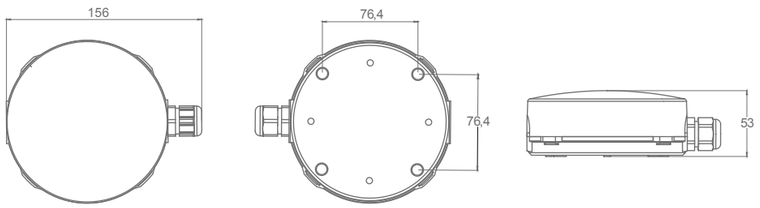

CE

SPACING DATA

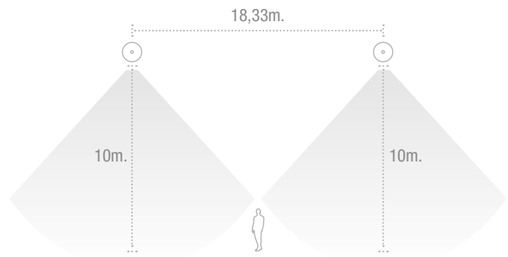

Position	Height			
	6,0	8,0	10,0	12,0
↔	6,41	6,51	6,02	4,71
↔	16,44	17,19	18,33	18,09

Interdistances calculated with 500 lm and E_{min} = 1 lx

PHOTOMETRIC CURVES

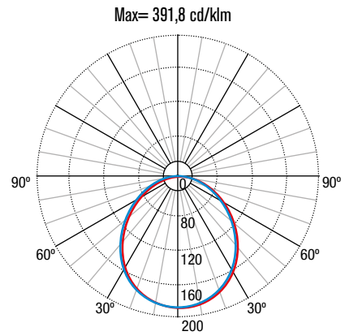

REFERENCES

lm	Type*	Dur	Battery (Units/Ah)	Selftest
575	NM	1	2 x 3,2V 1,5A/h LFP	LUE3500LX

*NM: Non Maintained. The luminaire operates from emergency supply only upon failure of the normal mains supply.

For version in black colour, add an 'N' at the of the reference.

SPAZIO OUTDOOR

IP65 IK10

IP65 IK10 Lm 300 LED 4000°K 1h. $LiFePO_4$ -10° 850°

DIMENSIONS

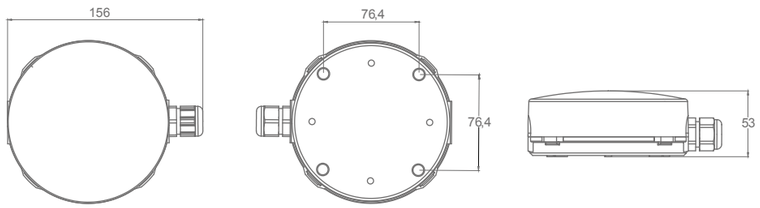

CE

SPAZIO OUTDOOR

ZEMPER

SPACING DATA

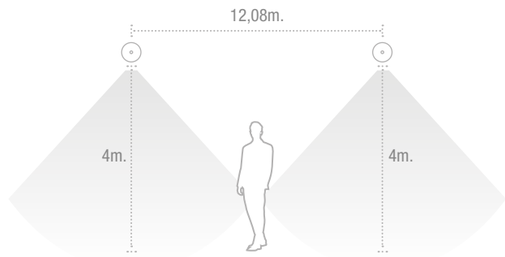

Position	Height		
	3,0	3,5	4,0
⁞ ↔ ⊙	4,39	4,62	4,80
⊙ ↔ ⊙	10,79	11,49	12,08

Interdistances calculated with 300 lm and E_{min} = 1 lx

PHOTOMETRIC CURVES

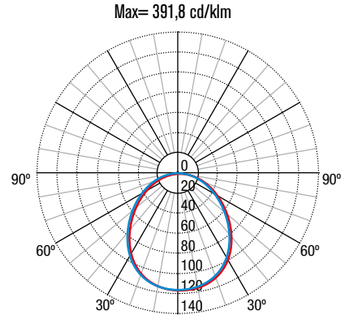

REFERENCES

lm	Type*	Dur	Battery (Units/Ah)	Selftest	Wireless
380	M/NM	1	3,2V 1,5A/h LFP	LUT3300LXP	LUT3300LDPW

*M/NM: Maintained/Non Maintained. With a third terminal which allows to switch off/on the Maintained mode when connected to mains supply.

For version in black colour, add an 'N' at the of the reference.

SPAZIO T·LED·

Anti-panic



Escape route



Asimetric

IP40 IK04 Lm 280 520 LED 4000°K 1-3h. $LiFePO_4$ 850°

DIMENSIONS

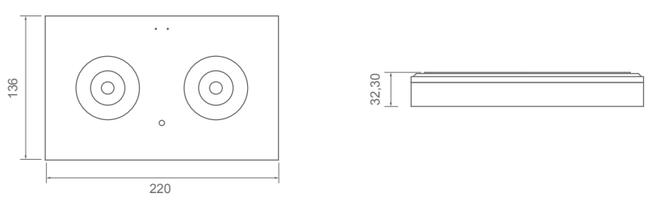

SPACING DATA

Anti-panic

Position	Height			
	2,5	3,0	3,5	4,0
↔	5,28	5,72	6,10	6,35
↔	12,69	13,86	14,89	15,80
↔	12,69	13,86	14,89	15,80
↔	12,69	13,86	14,89	15,80
↔	5,28	5,72	6,10	6,35

Interdistances calculated with 520 lm and E_{min} = 1 lx

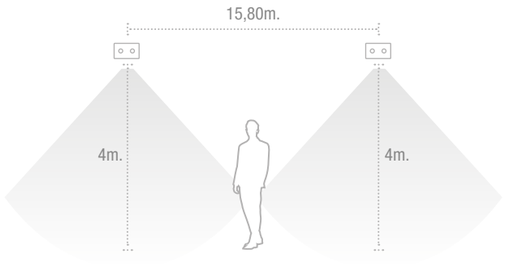

Escape Route

Position	Height			
	2,5	3,0	3,5	4,0
↔	3,75	3,87	3,93	3,97
↔	9,41	10,20	10,59	10,86
↔	18,75	20,02	21,11	21,93
↔	29,61	31,68	33,02	34,17
↔	11,88	12,45	12,92	13,19

Interdistances calculated with 520 lm and E_{min} = 1 lx

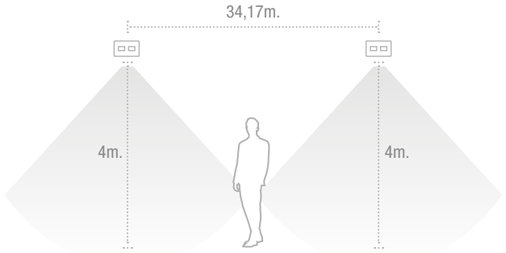

Asimetric Wall Mounting

Position	Height			
	2,5	3,0	3,5	4,0
↔	13,40	14,73	15,92	16,99
↔	6,50	7,15	7,73	8,25

Interdistances calculated with 520 lm and E_{min} = 1 lx

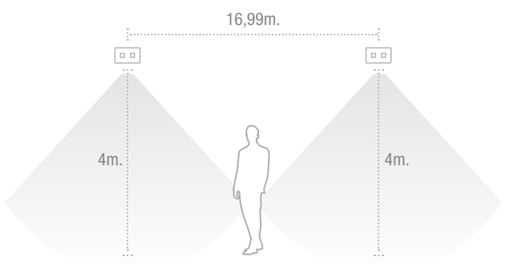

REFERENCES

				Selftest			Wireless		
lm	Type*	Dur	Battery (Units/Ah)	Anti-panic	Escape route	Asimetric	Anti-panic	Escape route	Asimetric
520	M/NM	1	3,2V 3A/h LFP	LST3500LXP	LST3501LXP	LST3502LXP	LST3500LDPW	LST3501LDPW	LST3502LDPW
280	M/NM	3	3,2V 3A/h LFP	LST3300LXP3	LST3301LXP3	LST3302LXP3	LST3300LDP3W	LST3301LDP3W	LST3302LDP3W

*M/NM: Maintained/Non Maintained. With a third terminal which allows to switch off/on the Maintained mode when connected to mains supply.

For version in black colour, add an 'N' at the of the reference.

PHOTOMETRIC CURVES

Anti-panic Lens
Max= 270,3 cd/klm

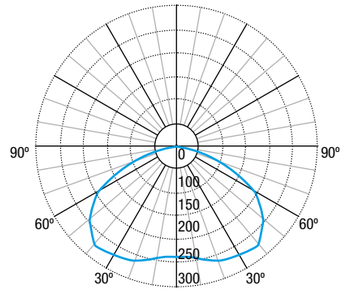

Asimetric Wall Mounting
Max= 587,4 cd/klm

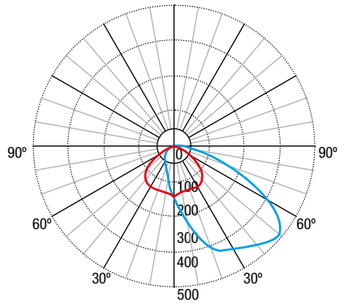

Escape Route Lens
Max= 1 410,9 cd/klm

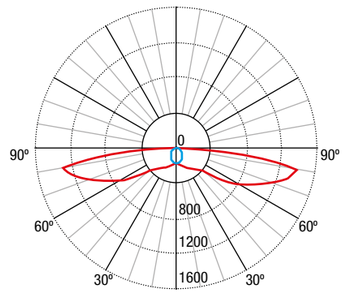

ACCESSORIES

ABT(XX)081
Surface support with
serigrafied blade

ABX(XX)61
White recessed ceiling accessory
+ serigrafied blade

AMT0061
White ceiling
recessed accessory

Akeil's Room

T·LED·

IP42 IP65 | IK04 IK07 | Lm 120 520 | LED 4000°K | 1-3h. | $LiFePO_4$ | 850°

DIMENSIONS

IP42

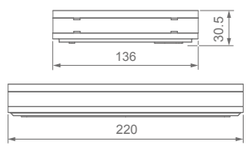

IP65

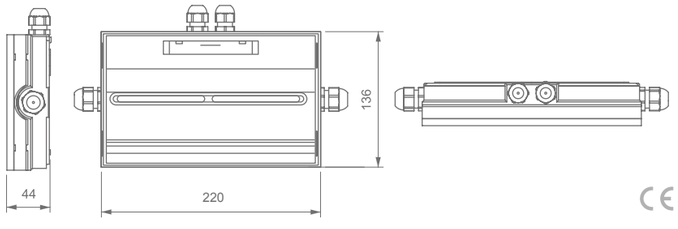

CE

REFERENCES

IP42

Im	Type*	Dur	Battery (Units/Ah)	Selftest	Wireless
120	NM	1	LFP 3,2V 0,5A/h	LTS4100LX	
520	NM	1	LFP 6,4V 1,5A/h	LTS4500LX	
250	NM	3	LFP 3,2V 3A/h	LTS4250LX3	
120	M/NM	1	LFP 3,2V 0,5A/h		LTS4100LDPW
320	M/NM	1	LFP 3,2V 1,5A/h	LTS4300LXP	LTS4300LDPW
520	M/NM	1	LFP 6,4V 1,5A/h		LTS4500LDPW
250	M/NM	3	LFP 3,2V 3A/h		LTS4250LDP3W

IP65

Im	Type*	Dur	Battery (Units/Ah)	Selftest	Wireless
120	NM	1	LFP 3.2V 0.5Ah	LTE4100LX	
520	NM	1	LFP 6.4V 1.5Ah	LTE4500LX	
250	NM	3	LFP 3.2V 3Ah	LTE4250LX3	
120	M/NM	1	LFP 3.2V 0.5Ah		LTE4100LDPW
320	M/NM	1	LFP 3.2V 1.5Ah	LTE4300LXP	LTE4300LDPW
520	M/NM	1	LFP 6.4V 1.5Ah		LTE4500LDPW
250	M/NM	3	LFP 3.2V 3Ah		LTE4250LDP3W

*NM: Non Maintained. The luminaire operates from emergency supply only upon failure of the normal mains supply.
*M/NM: Maintained/Non Maintained. Same working as Maintained luminaire, with a third terminal which allows to switch off/on the Maintained mode when connected to mains supply.

For version in black colour, add an 'N' at the of the reference.

PHOTOMETRIC CURVES

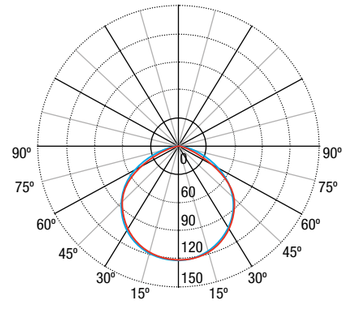

SPACING DATA

Position	Height			
	2,5	3,0	3,5	4,0
⇿	4,17	4,59	4,93	5,15
⇿	9,83	10,96	11,95	12,78
⇿	10,03	11,10	12,03	12,82
⇿	10,47	11,45	12,29	12,99
⇿	4,34	4,67	4,94	5,14

Interdistances calculated with 320 lm and E_{min} = 1 lx

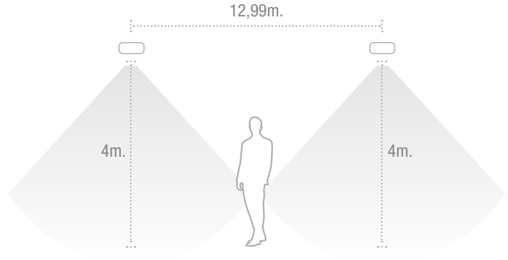

ACCESSORIES

IP42: ABT(XX)081 / IP65: ABT(XX)91
Digital printed legend panel kit for surface ceiling mounting

IP42: ABX(XX)81 / IP65: ABX(XX)91
Accessories for recessed mounting into ceiling (white colour) + Digital printed legend panel



Ref IP65: AGT000
Protective grille



IP42: AET0081
Metallic box for recessed mounting into wall

IP42: AMT0081 / IP65: AMT0091
Accessories for recessed mounting into ceiling (white colour)

APT316
Self-adhesive Signalling pictogram

*For wall recess option it is necessary to order AET0081+AMT00(x)1

DIANA FLAT

IP42 IP65 | IK04 IK10 | Lm 70 500 | LED 4000°K | 1-3h. | Ni-Cd | $LiFePO_4$ | 850°

DIMENSIONS

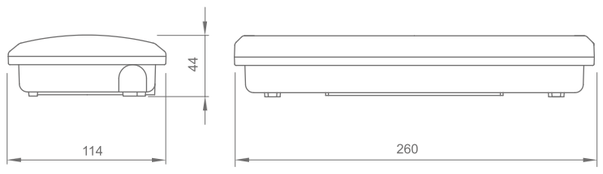

REFERENCES

Ni-Cd

lm	Type*	Dur	Battery (Units/Ah)	Standard	Selftest
70	NM	1	3,6V 0,3A/h Ni-Cd	LDF3070C	LDF9070X
150	NM	1	3,6V 0,8A/h Ni-Cd	LDF3150C	LDF9150X
315	NM	1	3,6V 1,6A/h Ni-Cd	LDF3300C	LDF9300X
400	NM	1	3,6V 1,6A/h Ni-Cd	LDF3400C	
400	NM	1	4,8V 1,6A/h Ni-Cd		LDF9400X
500	NM	1	6V 1,6A/h Ni-Cd	LDF3500C	LDF9500X
150	NM	3	3,6V 1,6A/h Ni-Cd	LDF9150C3	LDF9150X3

LFP

lm	Type*	Dur	Battery (Units/Ah)	Selftest	Wireless	DALI
315	NM	1	3,2V 1,5A/h LFP		LDF9300LX	
500	NM	1	6,4V 1,5A/h LFP		LDF9500LX	
315	M/NM	1	3,2V 1,5A/h LFP	LDF9300LXP	LDF9300LDPW	
500	M/NM	1	6,4V 1,5A/h LFP	LDF9500LXP	LDF9500LDPW	
150	M/NM	3	3,2V 1,5A/h LFP	LDF9150LXP3	LDF9150LDP3W	
300	M/NM	1	3,2V 1,5A/h LFP			LDF9300LAP
250	M/NM	3	2 x 3.2V 1.5Ah LFP			LDF9300LAP3

*NM: Non Maintained. The luminaire operates from emergency supply only upon failure of the normal mains supply.
*M/NM: Maintained/Non Maintained. With a switch which allows to select Maintained or Non Maintained mode funtion.

For version in black colour, add an 'N' at the of the reference.

SPACING DATA

Position	Height			
	2,5	3,0	3,5	4,0
⟷	5,83	6,21	6,50	6,67
⟷	14,31	15,51	16,44	17,26
⟷	12,05	13,12	14,05	14,91
⟷	9,98	11,02	11,96	12,93
⟷	4,25	4,72	5,12	5,46

Interdistances calculated with 500 lm and E_{min} = 1 lx

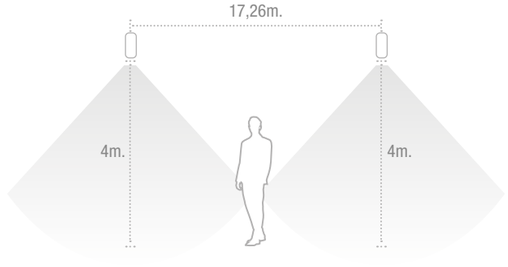

PHOTOMETRIC CURVES

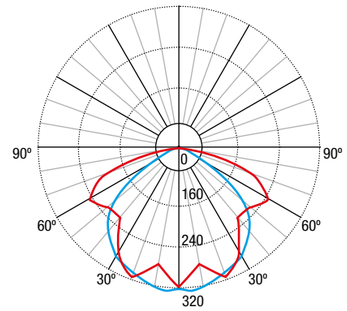

ACCESSORIES

CDD008
Opal diffuser
(-20% lumen output)

AED0071
Accessories forsemi-recessed
mounting into wall

AIF001
Slope accessory
47º Flat

AKF001
IK10 accessory
Diana Flat

90091NMF
Accessories for recessed
mounting into ceiling (white
colour) + transparent panel D6
(without digital printing)

AMU8001
Universal frame for holes
with 8W to Diana/Xena

AMD0051
Accessories for recessed
mounting into ceiling
(white colour)

AGV120
Protective Grille

APT316
Self-adhesive Signalling
pictogram

APE0065
IP65 weatherproof kit

APE144
IP44 weatherproof kit,
specially indicated for parking
areas

YPD0030
Diana connection
mounting plate

XENA FLAT

IP42
IP65

IK04
IK10

Lm
70
500

LED
4000°K

1-3h.

Ni-Cd

$LiFePO_4$

850°

DIMENSIONS

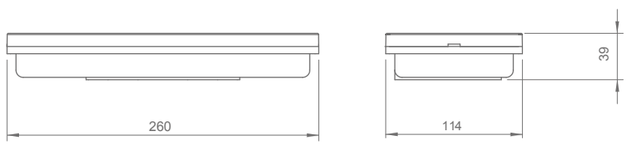

REFERENCES

NM

lm	Type*	Dur	Battery (Units/Ah)	Standard	Selftest
75	NM	1	3,6V 0,3A/h Ni-Cd	LXF9070CT	LXF9070XT
150	NM	1	3,6V 0,8A/h Ni-Cd	LXF9150CT	LXF9150XT
315	NM	1	3,6V 1,6A/h Ni-Cd	LXF9300CT	LXF9300XT
400	NM	1	3,6V 1,6A/h Ni-Cd	LXF9400CT	LXF9400XT
500	NM	1	6V 1,6A/h Ni-Cd	LXF9500CT	LXF9500XT
150	NM	3	3,6V 1,6A/h Ni-Cd	LXF9150C3T	LXF9150X3T

M/NM

lm	Type*	Dur	Battery (Units/Ah)	Selftest	Wireless	DALI
150	M/NM	1	3,2V 0,8A/h LFP	LXF9150LXPT	LXF9150LDPWT	
315	M/NM	1	3,2V 1,5A/h LFP	LXF9300LXPT	LXF9300LDPWT	
500	M/NM	1	6,4V 1,5A/h LFP	LXF9500LXPT	LXF9500LDPWT	
150	M/NM	3	3,2V 1,5A/h LFP	LXF9150LXP3T	LXF9150LDP3WT	
300	M/NM	3	3,2V 3,0A/h LFP	LXF9250LXP3T	LXF9250LDP3WT	
300	M/NM	1	3,2V 1,5A/h LFP			LXF9300LAPT
250	M/NM	3	2 x 3.2V 1.5Ah LFP			LXF9300LAP3T

*NM: Non Maintained. The luminaire operates from emergency supply only upon failure of the normal mains supply.
*M/NM: Maintained/Non Maintained. With a switch which allows to select Maintained or Non Maintained mode function.

For version in black colour, add an 'N' at the of the reference.

PHOTOMETRIC CURVES

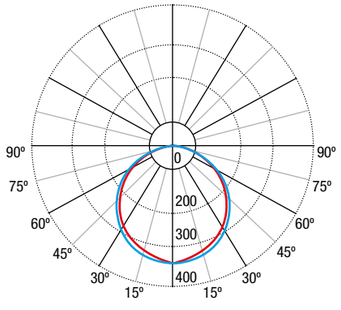

SPACING DATA

Position	Height			
	2,5	3,0	3,5	4,0
↔	4,23	4,50	4,71	4,86
↔	10,43	11,24	11,93	12,50
↔	10,54	11,38	12,09	12,66
↔	10,64	11,51	12,24	12,83
↔	4,34	4,62	4,84	4,99

Interdistances calculated with 315 lm and E_{min} = 1 lx

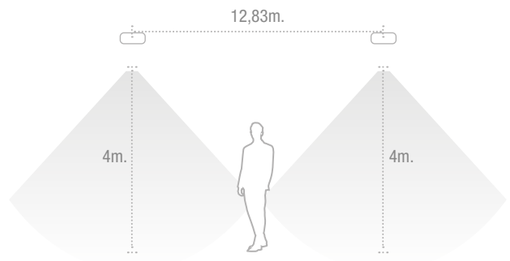

ACCESSORIES

ABX4071
Accessories for recessed mounting into ceiling (white colour) + transparent panel X6 (without digital printing)

AED0071
Accessories for semi-recessed mounting into wall (white colour)

AMD0041
Accessories for recessed mounting into ceiling (white colour)

APT316
Self-adhesive Signalling pictogram



AMU8001
Universal frame for holes with 8W to Diana/Xena

50
20 ANS
en FRANCE
AÑOS/YEARS
1967-2017

SPAZIO SIGN

IP40 IK04 LED 4000°K 1-3h. $LiFePO_4$ 850° 30m.

CE

DIMENSIONS

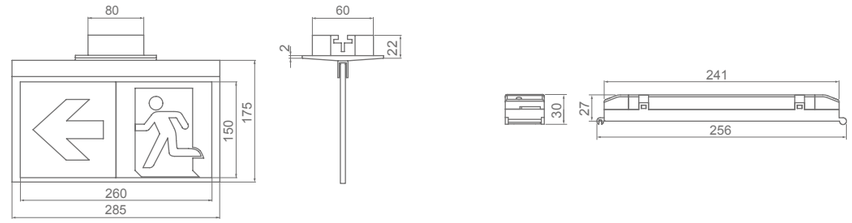

VIEWING DISTANCE

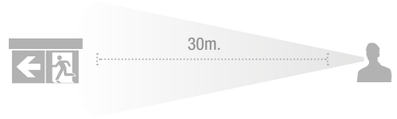

REFERENCES

View Distance	Type	Dur	Pictogram	Battery (Units/Ah)	Selftest
30m	M	1	Right / Left	3,2V 0,8A/h LFP	LSS3045LXP
30m	M	1	Up / Down	3,2V 0,8A/h LFP	LSS3046LXP
30m	M	3	Right / Left	3,2V 1,5A/h LFP	LSS3045LXP3
30m	M	3	Up / Down	3,2V 1,5A/h LFP	LSS3046LXP3

*M: Maintained. The luminaire operates from the normal or emergency supply at all material time.

HARENA

*Under request

IP42 IK04 Lm 120 LED 4000ºK 1-3h. 26m. $LiFePO_4$ 850º

REFERENCES

lm	View Distance	Type*	Dur. (h)	Battery (Units/Ah)	Selftest	Wireless
-	26m.	M	1	3,2V 0,8A/h LFP	LHS3070LXP	LHS3070LDPW
120	26m.	M	1	3,2V 1,5A/h LFP	LHS3120LXP	LHS3120LDPW
-	26m.	M	3	3,2V 1,5A/h LFP	LHS3070LXP3	LHS3070LDP3W
120	26m.	M	3	3,2V 3,0A/h LFP	LHS3120LXP3	LHS3120LDP3W

*M: Maintained. The luminaire operates from the normal or emergency supply at all material time.

It is supplied with a complete set of pictograms

VIEWING DISTANCE

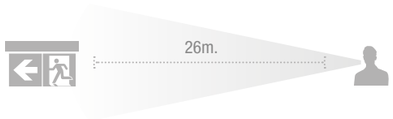

DIMENSIONS

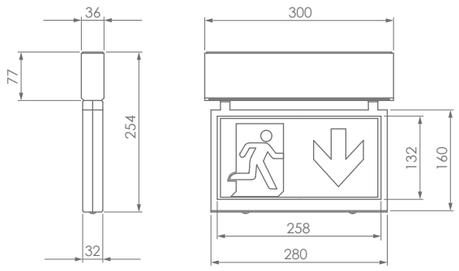

CE

DALI

KONS

IP42 IK04 LED 4000ºK 1-3h. 29m. $LiFePO_4$ 850º

REFERENCES

Lamp.	Type*	Dur. (h)	Battery (Units/Ah)	Selftest	Wireless	DALI
LED	M	1	3,2V 0,8A/h LFP	LKS3070LXP	LKS3070LDPW	
LED	M	1	3,2V 1,5A/h LFP			LKS3070LAP
LED	M	3	3,2V 1,5A/h LFP	LKS3070LXP3	LKS3070LDP3W	
LED	M	3	3,2V 3,0A/h LFP			LKS3070LAP3

*M: Maintained. The luminaire operates from the normal or emergency supply at all material time.

It is supplied with a complete set of pictograms

RAIL

*Under request

VIEWING DISTANCE

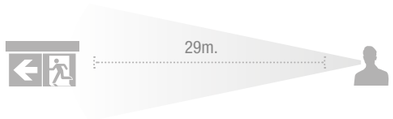

DIMENSIONS

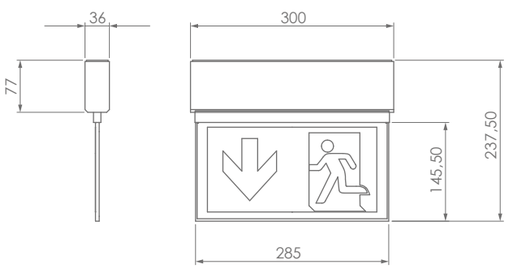

CE

ARIAN

IP65 IK10

IP65 IK10 Lm 150 500 LED 4000ºK 1-3h. Ni-Cd $LiFePO_4$ -30º 850º

DIMENSIONS

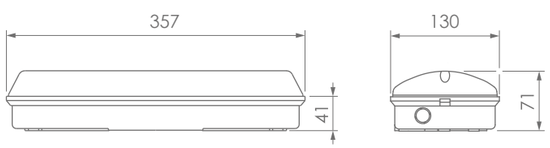

CE

SPACING DATA

Position	Height			
	2,5	3,0	3,5	4,0
	4,85	5,21	5,50	5,75
	11,83	12,81	13,66	14,41
	11,83	12,81	13,66	14,41
	11,83	12,81	13,66	14,41
	4,85	5,21	5,50	5,75

Interdistances calculated with 500 lm and E_{min} = 1 lx

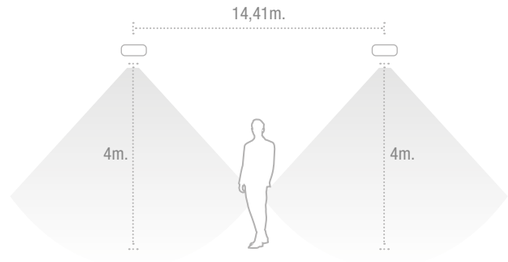

REFERENCES

lm	Type*	Dur	Battery (Units/Ah)	Standard	Selftest	Wireless
150	NM	1	3,6V 0,8A/h Ni-Cd	LAE9150C		
315	NM	1	3,6V 1,6A/h Ni-Cd	LAE9300C		
500	NM	1	6V 1,6A/h Ni-Cd	LAE9500C		
315	M/NM	1	3,6V 1,6A/h Ni-Cd	LAE9300CP		
315	M/NM	1	3,6V 1,6A/h Ni-Cd	LAC9300CP		
150	M/NM	1	3,2V 0,8A/h LFP		LAE9150LXP	LAE9150LDPW
315	M/NM	1	3,2V 1,5A/h LFP		LAE9300LXP	LAE9300LDPW
500	M/NM	1	6,4V 1,5A/h LFP		LAE9500LXP	LAE9500LDPW
150	M/NM	3	3,2V 1,5A/h LFP		LAE9150LXP3	LAE9150LDP3W
300	M/NM	3	3,2V 3,0A/h LFP		LAE9300LXP3	LAE9300LDP3W
400	M/NM	3	6,4V 3,0A/h LFP		LAE9400LXP3	LAE9400LDP3W

PHOTOMETRIC CURVES

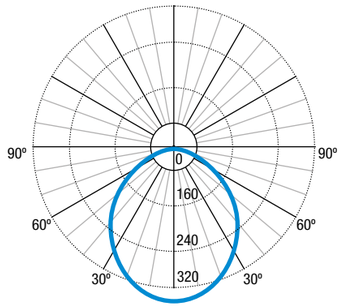

LOW TEMPERATURES

lm	Type*	Dur	Battery (Units/Ah)	Selftest
315	M/NM	1	3,2V 1,5A/h LFP	LAC9300LXP**

*NM: Non Maintained. The luminaire operates from emergency supply only upon failure of the normal mains supply.
*M/NM: Maintained/Non Maintained. With a third terminal which allows to switch off/on the Maintained mode when connected to mains supply.

** Special reference for cold storage rooms.

ACCESSORIES

ADBA008
Diffuser + exit sign kit for Arian weatherproof

AGA230
Protection grille



APT316
Self-adhesive Signalling pictogram

NEPTUNO

IP67 IK07 INOX

Special for corrosive environments

IP67 IK07 Lm 150 500 LED 4000ºK 1-3h. $LiFePO_4$ INOX -30º 850º

DIMENSIONS

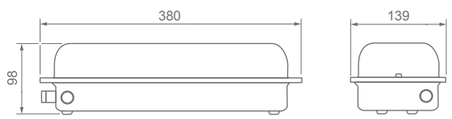

CE

SPACING DATA

Position	Height			
	2,5	3,0	3,5	4,0
⇢↔▯	4,85	5,22	5,50	5,72
▯↔▯	11,77	12,79	13,67	14,44
▯↔▭	11,77	12,79	13,67	14,44
▭↔▭	11,77	12,79	13,67	14,44
▭↔⇢	4,85	5,22	5,50	5,72

Interdistances calculated with 500 lm and E_{min} = 1 lx

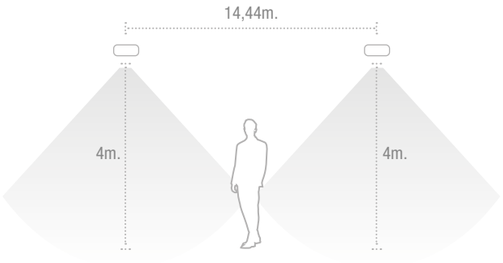

REFERENCES

lm	Type*	Dur	Battery (Units/Ah)	Selftest
150	M/NM	1	3,2V 0,8A/h LFP	LNE9150LXP
315	M/NM	1	3,2V 1,5A/h LFP	LNE9300LXP
500	M/NM	1	6,4V 1,5A/h LFP	LNE9500LXP
150	M/NM	3	3,2V 1,5A/h LFP	LNE9150LXP3
300	M/NM	3	3,2V 3A/h LFP	LNE9300LXP3

LOW TEMPERATURES

lm	Type*	Dur	Battery (Units/Ah)	Selftest
300	M/NM	1	3,2V 1,5A/h LFP	LNC9300LXP**

*M/NM: Maintained/Non Maintained. With a third terminal which allows to switch off/on the Maintained mode when connected to mains supply.

** Special reference for cold storage rooms.

PHOTOMETRIC CURVES

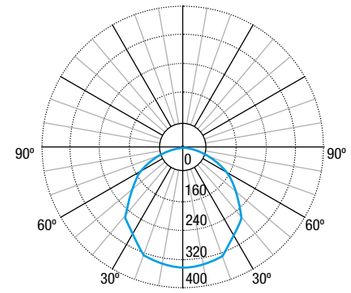

ACCESSORIES

AGA230
Protection grille

CNC025
Glass diffuser (aggresive enviroments)

APT316
Self-adhesive
Signalling pictogram

MAXILUM

IP65

IP65 IK07 1-3h. LED 4000ºK Lm 1500 3300 Ni-Cd LiFePO4 -30º

DIMENSIONS

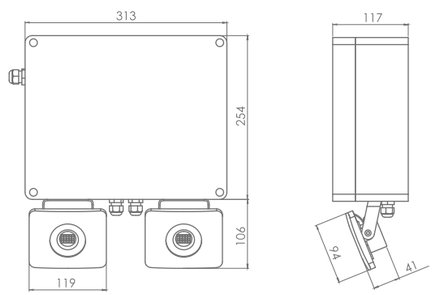

SPACING DATA

Position	Height			
	6	8	10	12
▢ ↔ ▢	25,13	30,19	34,45	38,63
▢ ↔ ▨	12,34	14,21	15,46	16,35

Interdistances calculated with 3.300 lm and E_{min} = 1 lx

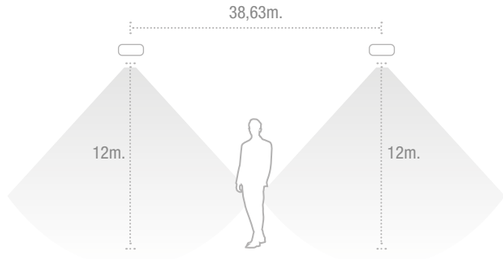

REFERENCES

lm	Type*	Dur. (h)	Battery (Units/Ah)	Standard	Selftest	Wireless
1500	NM	1	12V 4A/h Ni-Cd	PME1500C		
1500	NM	1	12,8V 3A/h LFP		PME1500LX	PME1500LDW
1500	NM	3	12V 7A/h Ni-Cd	PME1500C3		
1500	NM	3	2 x 12,8V 3A/h LFP		PME1500LX3	PME1500LD3W
3250	NM	1	12V 7A/h Ni-Cd	PME3000C		
3300	NM	1	2 x 12,8V 3A/h LFP		PME3000LX	PME3000LDW

LOW TEMPERATURES

lm	Type*	Dur. (h)	Battery (Units/Ah)	Selftest	Wireless
3250	NM	1	12V 7A/h Ni-Cd	PME3000XF	PME3000DWF

*NM: Non Maintained. The luminaire operates from emergency supply only upon failure of the normal mains supply.

PHOTOMETRIC CURVES

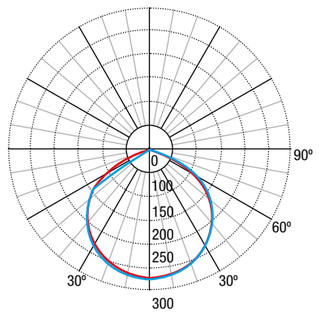

PFL

IP42 IK04 1h. LED 4000ºK Lm 1500 Ni-Cd $LiFePO_4$

DIMENSIONS

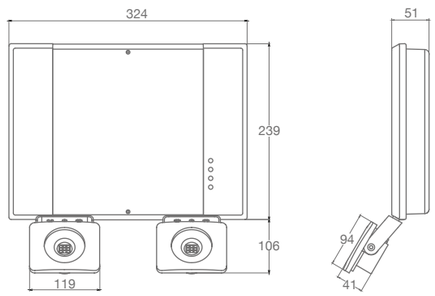

CE

SPACING DATA

Position	Height			
	6	8	10	12
↔	21,69	25,88	29,07	31,58
↔	10,00	10,99	11,57	11,78

Interdistances calculated with 1.500 lm and E_{min} = 1 lx

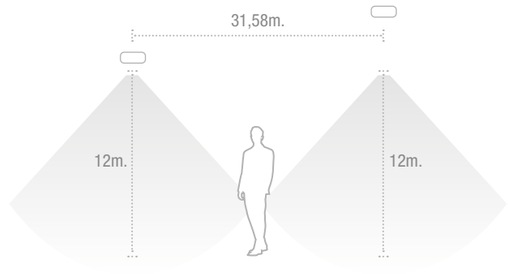

REFERENCES

lm	Type*	Dur. (h)	Battery (Units/Ah)	Standard	Selftest	Wireless
1500	NM	1	12V 4A/h Ni-Cd	PFL1500C		
1500	NM	1	12,8V 3A/h LFP		PFL1500LX	PFL1500LDW

*NM: Non Maintained. The luminaire operates from emergency supply only upon failure of the normal mains supply.

PHOTOMETRIC CURVES

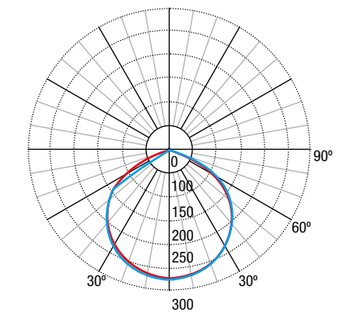

SATURNO

Ex db IIC T6 Gb
Ex tb IIIC T85ºC Db

IP66 IK07 1-3h. LED 4000ºK Lm 350 11000 Ni-Cd High Efficiency

DIMENSIONS

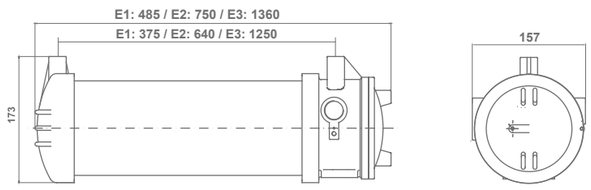

CE

DALI CASAMBI

SPACING DATA

EMERGENCY - Polycarbonate Enclosure

Position	Height				
	3,5	4,0	4,5	5,0	5,5
⇿	6,65	6,90	7,10	7,27	7,41
↔	16,88	17,64	18,30	18,88	19,38
↔	15,11	15,94	16,65	17,26	17,80
↔	13,43	14,27	15,02	15,67	16,25
↔ ⇿	5,52	5,80	6,00	6,16	6,29

Interdistances calculated with 750 lm and E_{min} = 1 lx

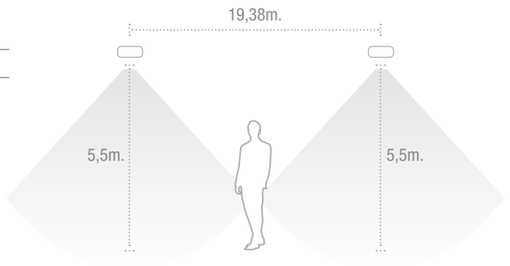

EMERGENCY - Glass Enclosure

Position	Height				
	3,5	4,0	4,5	5,0	5,5
⇿	6,42	6,77	7,04	7,27	7,47
↔	15,64	16,62	17,48	18,26	18,96
↔	15,58	16,55	17,42	18,20	18,90
↔	15,51	16,48	17,35	18,14	18,84
↔ ⇿	6,39	6,72	6,99	7,23	7,45

Interdistances calculated with 800 lm and E_{min} = 1 lx

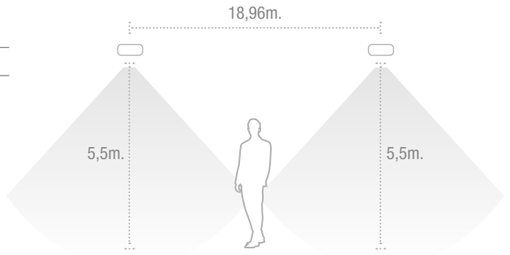

POLYCARBONATE PHOTOMETRIC CURVES

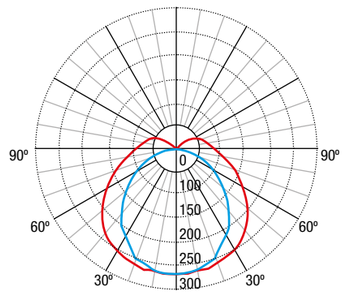

GLASS PHOTOMETRIC CURVES

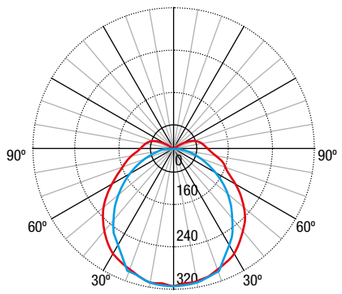

LIGHTING

Dimensions	Polycarbonate Enclosure	Lumens	Glass Enclosure	Lumens	Communication
E1	LSIPC1100	1250	LSIVC1100	1300	
E1	LSIPC1200	2150	LSIVC1200	2500	
E2	LSIPC2200	2500	LSIVC2200	2650	
E2	LSIPC2200A	2500	LSIVC2200A	2650	DALI
E2	LSIPC2200AK	4750	LSIVC2200AK	2650	DALI CASAMBI
E2	LSIPC2400	4750	LSIVC2400	5000	
E3	LSIPC3110	11000	LSIVC3110	11000	
E3	LSIPC3110A	11000	LSIVC3110A	11000	DALI
E3	LSIPC3400	4750	LSIVC3400	5000	
E3	LSIPC3400A	4750	LSIVC3400A	5000	DALI
E3	LSIPC3400AK	4750	LSIVC3400AK	5000	DALI CASAMBI

EMERGENCY - Polycarbonate Enclosure

Dimensions	Type*	Enclosure	Lumen/Lumen Emer.	Battery (Ni-Cd)	Duration	Communication
E1	NM	LSPC1400X	350	3,6V 1,6Ah	1h	
E1	NM	LSPC1400X3	350	3,6V 4Ah	3h	
E1	NM	LSPC1700X3	750	6V 4Ah	3h	
E1	M / NM	LSPC1700XP	2100 / 750	6V 1,6Ah	1h	
E2	M / NM	LSPC2700AP	4750 /750	6V 1,6Ah	1h	DALI
E2	M / NM	LSPC2700AP3	4600 /750	6V 4Ah	3h	DALI
E2	NM	LSPC2700X	750	6V 1,6Ah	1h	
E2	NM	LSPC2700X3	750	6V 4Ah	3h	
E2	M / NM	LSPC2700XP	4600 /750	6V 1,6Ah	1h	
E2	M / NM	LSPC2700XP3	4600 /750	6V 4Ah	3h	
E3	M / NM	LSPC3700AP	4750 /750	6V 1,6Ah	1h	DALI
E3	M / NM	LSPC3700AP3	4750 /750	6V 4Ah	3h	DALI
E3	M / NM	LSPC3700XP	4600 /750	6V 1,6Ah	1h	
E3	M / NM	LSPC3700XP3	4600 /750	6V 4Ah	3h	

EMERGENCY - Glass Enclosure

Dimensions	Type*	Enclosure	Lumen/Lumen Emer.	Battery (Ni-Cd)	Duration	Communication
E1	NM	LSVC1400X	400	3,6V 1,6Ah	1h	
E1	NM	LSVC1400X3	400	3,6V 4Ah	3h	
E1	NM	LSVC1700X3	800	6V 4Ah	3h	
E1	M / NM	LSVC1700XP	2400 / 800	6V 1,6Ah	1h	
E2	M / NM	LSVC2700AP	4800 /800	6V 1,6Ah	1h	DALI
E2	M / NM	LSVC2700AP3	4800 /800	6V 4Ah	3h	DALI
E2	NM	LSVC2700X	800	6V 1,6Ah	1h	
E2	NM	LSVC2700X3	800	6V 4Ah	3h	
E2	M / NM	LSVC2700XP	4800 /800	6V 1,6Ah	1h	
E2	M / NM	LSVC2700XP3	4800 /800	6V 4Ah	3h	
E3	M / NM	LSVC3700AP	4800 /800	6V 1,6Ah	1h	DALI
E3	M / NM	LSVC3700AP3	4800 /800	6V 4Ah	3h	DALI
E3	M / NM	LSVC3700XP	4800 /800	6V 1,6Ah	1h	
E3	M / NM	LSVC3700XP3	4800 /800	6V 4Ah	3h	

*NM: Non Maintained. The luminaire operates from emergency supply only upon failure of the normal mains supply.
*M/NM: Maintained/Non Maintained. With a third terminal which allows to switch off/on the Maintained mode when connected to mains supply.

SATURNO

ZEMPER

ACCESSORIES

CAM001
Ringbolt for suspended mounting

BRD001
Flange for surface ceiling mounting

PSA001
Cable gland

All the control of the emergency lighting in your hands

ZEMPER

USB | 7" | 1-3h. | $LiFePO_4$

WEBSERVER CENTRAL CONTROL UNIT

CWS8125W

CE

Technical Features

- Multitouch tablet screen
- Ethernet, Wifi or Bluetooth connectivity
- 8 Zones connection availability (wired and wireless). Up to 1.040 luminaires
- Client-Server architecture (Webserver)
- StandAlone Work Operation Mode
- Internal Hub included. RF868 Mhz, Narrow Band 6 channels at 256 Kbps
- Real Time Clock (RTC) included
- Building Installation Drawings installed
- Several test programming set up.
- Several operation modes (luminaires, zones, installation)
- Responsive design. Visualization multi-interface (tablets, mobiles, laptops,PC)
- Remote control without extra module (eth. connection)
- Automatic updates (drawings, database, firmware, etc) through ethernet connection or USB.
- Export test results, events and logs reports (Excel)
- Three security policy levels
- Failure list report sent by e-mail
- Several Languages availables.
- Advanced configuration options (Maintenance date, Digital Input and Output configuration, Hub configuration, etc.)

StandAlone Work Operation Mode

- Drawings are included in the control unit and can be visualized at any time (consults and operations)

Connectivity

- 4 Digital Outputs: Control other systems in case of,
- 4 Digital Inputs: Get information from other systems (fire detection system, smoke detectors, etc..)
- Possibility to include communication with BMS if requested:
  - Bacnet Eth (to be developed under request)
  - KNX through a Gateway (to be developed under request)

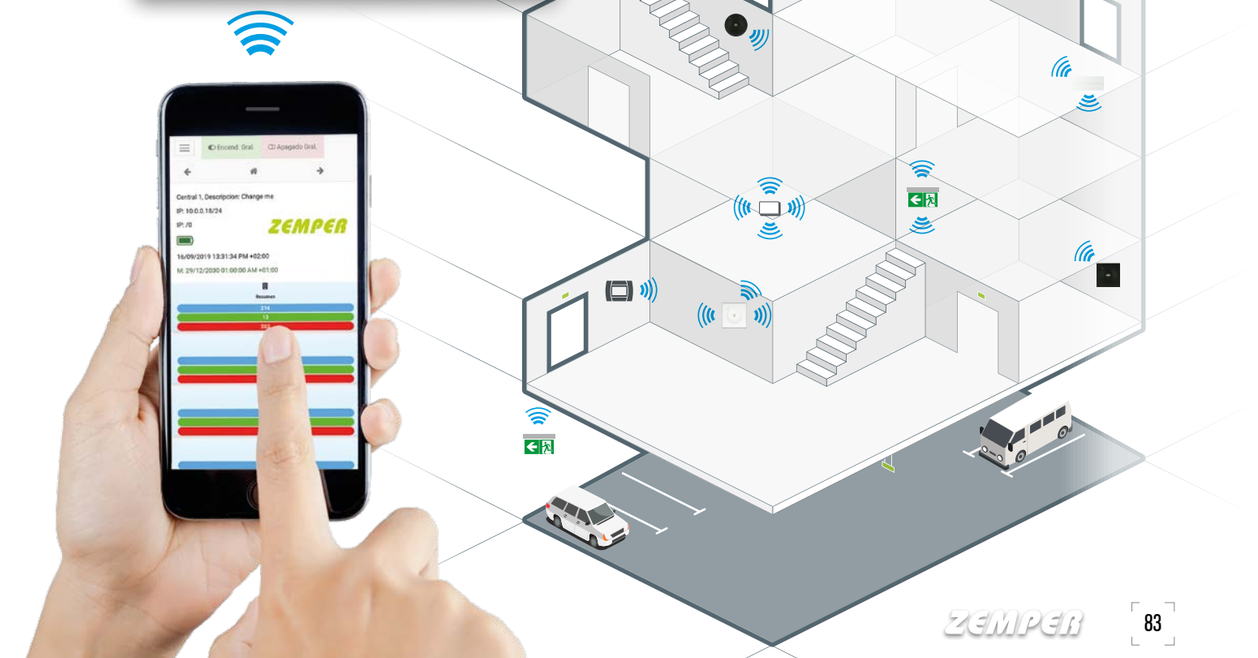

ZDProWEB Management

Always connected to light your way

· Wireless system is a control panel-luminaires management by radiofrequency wireless communication used by Zemper to manage the Emergency Luminaries Installations.

· The system can communicate via RF (radiofrequency) using a 868 Mhz band (6 channels)

· Using this RF technology it is able to check the luminaire status and perform the appropriated test in order to ensure the correct status of the luminaires.

· Luminaires are connected with each other building up a perfect communication mesh and several paths are being created to ensure the communication. (None would be isolated)

· The concentrator controls the mesh and also gets the information in order to report the control unit

WHY WSS?

· ZEMPER WSS no needs extra handlabour installations cost (no extra wires)

· Save a lot of money for medium and big installations and can help for hard refurbishments projects

· Concentrator controls 130 luminaires within 6 Frequencies available

· ZEMPER WSS needs one Control Unit per 8 Concentrators, that means up to 1040 luminaires

· ZEMPER WSS can mix wire and wireless technologies in the same solution

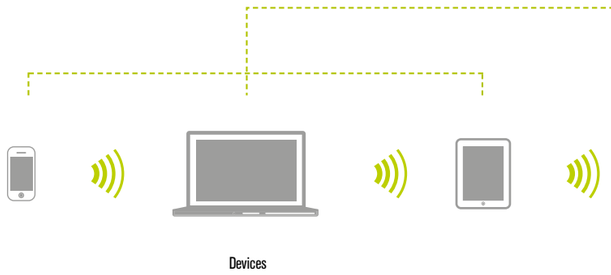

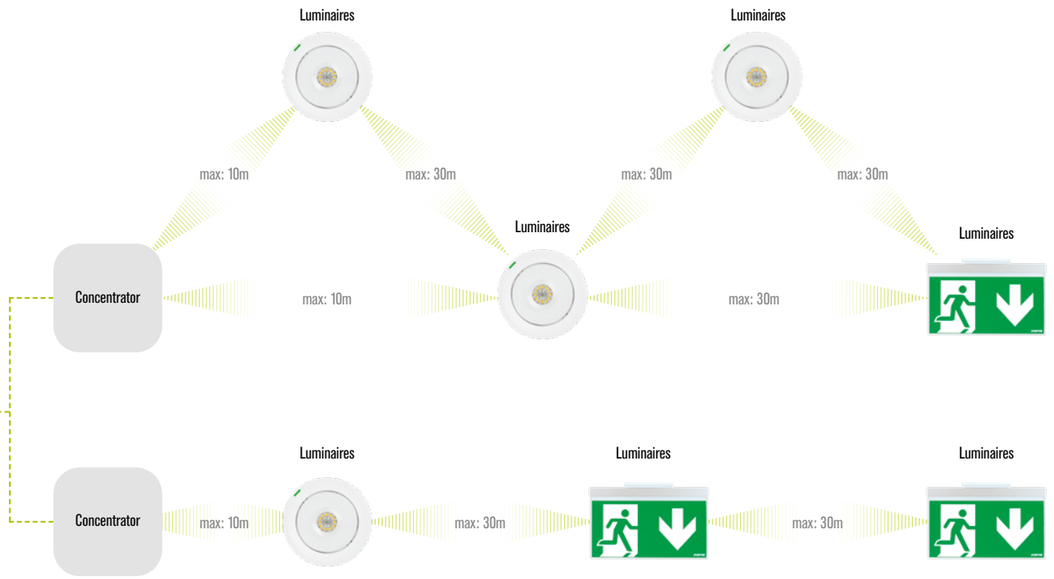

ZDProWEB Management

Always connected to light your way

IMPROVEMENTS

- No Concentrator for small installations: The new control unit (Webserver Central Control Unit) has an internal Concentrator
- Can manage 300 luminaires with one frequency
- The installation can be performed with only one frequency, with less logistic and installation troubles.

  If needed, the frequency modification can be carried out after installation without uninstalling luminaires
- Easy way to add, remove and reinstall luminaires
- Better and more robust communication protocol > Better mesh
- Prepared to “BIG DATA analysis” ERA

BENEFITS

- **Smart system:** More information and totally controlled in real time
- **Configurability:** More user configuration options in order to achieve customers requirements
- **Technology:** Brand new technical developments to give better services (IOT) and an easy system integration & interoperability with others
- **Extensions:** Easy to scale whatever installation from smallest to biggest
- **Powerful:** Better control unit to take care about what is happening at any time, anywhere (Remote Access)
- **Battery backup**: More time and eficiency taking care of the enviroment

TECHNICAL INFORMATION

- Luminaires with wireless communication system (ZDW) show no change in the operation as an emergency luminaire, compared to existing in ZD+
- ZDW luminaires already come with a serial number, they do not have to be addressed. (Fx-000000)
- ZDW System has 5-frequency channels (Fx). (F1, F2, F3,* F4, F5, F6)
  - Luminaire has one frequency channel as default and can be programmed after installation.
  - *F3 Frequency reserved, for manufactures testing. It can be used if necessary
- A signal concentrator can communicate with up to 130 luminaires. Channel-frecuency (Fx)
  - Distance between luminaires - luminaries <30 m. Max.
  - Distance between Concentrator - (near) luminaries: <10 m. Max.
  - Maximum cable distance BUS Central - Concentrator: <1200 m. Max.
- CTE250M signal concentrator binds to the control panel with a 2 wires cable (respect cables polarity), twisted and shielded, with a minimum 0,5 section

WEBSERVER CENTRAL CONTROL UNIT

CWS8125W

DIMENSIONS

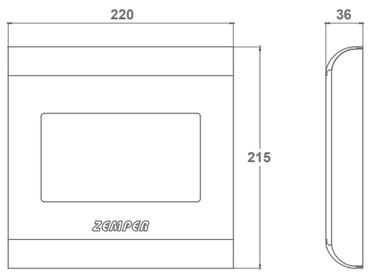

USB 7" 1-3h. $LiFePO_4$

Description	Battery (Units/Ah)	Ref.
Webserver Central Control Unit 8 Zones (130x8)	6,4V 1,5A/h LFP	CWS8125W

Includes an internal concentrator

WIRELESS ACCESORIES

ZEMPER

WIRELESS SIGNAL CONCENTRATOR

CTE250M

Description	Battery (Units/Ah)	Ref.
Wireless Signal Concentrator ZDW 130 Luminaires	6V 1,6A/h Ni-Cd	CTE250M

CONNECTION BOX

CCWS001

Description	Ref.
Connection Box CWS8125W	CCWS001

REMOTE PROGRAMMER DEVICE

PZD250

Description	Ref.
Remote Programmer Device System ZDW	PZD250W

ZDProWEB Management

ZEMPER

Centralized and remote management system
for multiple emergency lighting installations
for monitoring and maintenance

Centralized installations monitoring management system via web server.

Different installations monitored with a single software and visualised at once.

ZD PRO WEB takes over all the control, and it generates an electronic log book for all connected systems.

Worldwide multi-building remote programming and maintenance assistance.

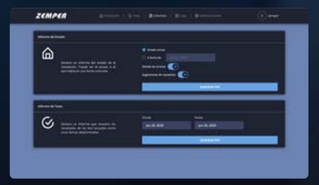

ZEMPER

Intelligent technology for your security

DALI CENTRAL CONTROL UNIT

USB 4.3"



Ref.: ZWEBDALI

Features

- 4.3" touchscreen display control unit
- Ethernet interface and integrated web server
- Possibility to connect 128 DALI units
- Possibility to extend using ZWEBDALI slave units connected on the same net.
- Monitoring the installation via web browser
  - Device list
  - Unit information
  - Fault list
  - Test record (duration, lamp) and test configuration
  - Installation configuration
    - Parameter modification
    - Groups configurator
  - General configuration (network, mail configuration, add/delete emergency luminaires, etc)
  - Password protected for administrators
  - View reports
  - Export and saving reports

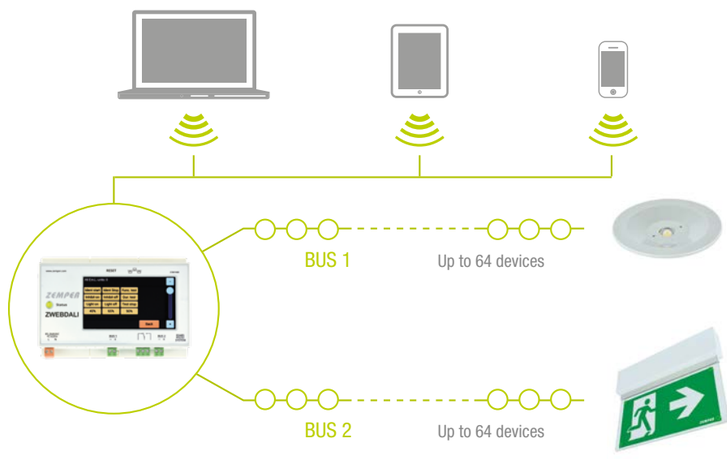

CE

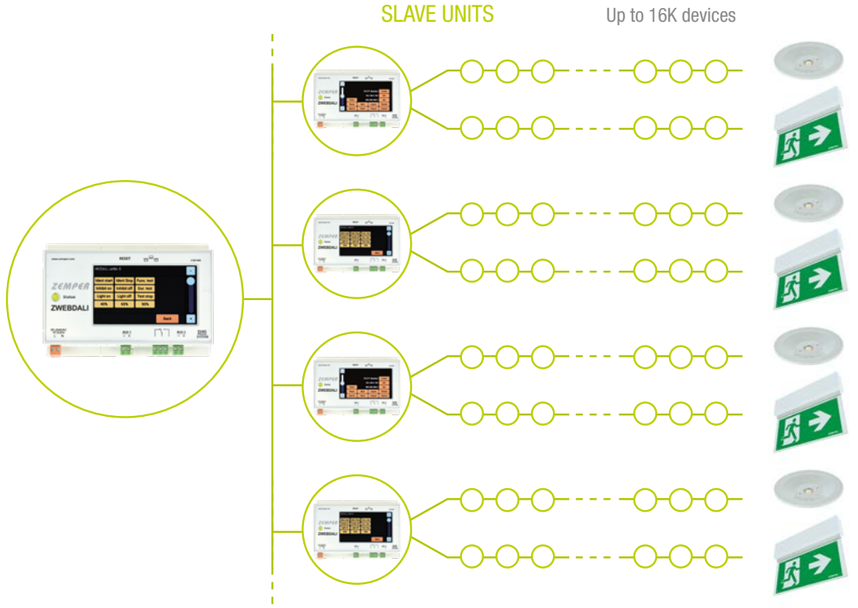

Key Features

- ZWEBDALI is a supervision control unit working as a webserver connected to any LAN-NETWORK by TCP-IP protocol
- Most simple way to create an initial installation or upgrade it as well considering that ZWEBDALI unit will automatically detect the units connected in the installation.
- All luminaires information such as installation date, serial number, test information, battery status, emergency information (status, mode, features, gear status) and much more
- Disable supervision option, bus address configuration, group configuration and test day modification is also possible
- Faults selection to mail and single orders (status, identification, duration test, functional test.)
- All Devices information, test records and faults list with plenty of information.
- Up to 1000 faults can be recorded and possibility to export data
- Extended to 127 slave units - up to 16K

DIMENSIONS

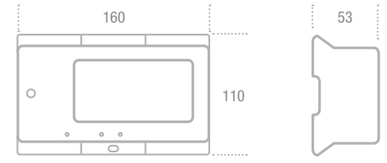

DALI HIGHLIGHTS

SIMPLIFIED INSTALLATIONS
Power lines and control lines can be laid together in the same cable.
Topology with DALI is free. The wiring may be serial, star or mixed.

FLEXIBILITY
Group assignment is set up as request.
Totally independent of hard wiring.

NO POLARITY
There is no need to worry about the polarity (+/-) of the DALI control line.

STATUS FEEDBACK
Status reports can be transferred directly to a higher-ranking system.

INTELLIGENCE
DALI uses a system of distributed intelligence;
Controllers communicate with intelligent control gears.
Each controller operates as a “master”
Control gears react only as “slaves” at the request of the “master”
Certain parameters are stored directly in the DALI unit (e.g. tests results, group address).

DALI TECHNICAL PERFORMANCES

- MAX no. of groups per bus =16
- DALI VOLTAGE = 9.5V – 22V , typically = 16V
- DALI CURRENT= Max. 250 mA (depending on the installed DALI power supply)
- DATA TRASFER BAUD RATE= 1200
- MAX CABLE LENGTH = Approx. 300 meters for a cross-section 1.5mm^2

DALI TESTING & FEEDBACK

- Status of the battery
- Luminaire Status
- Charge condition
- Function test
- Battery change info
- Installation date
- Emergency status

SLAVE LUMINAIRES FOR CENTRAL BATTERY SYSTEMS

ZEMPER

ROUND SPAZIO

lm	Type	Lamp	Units/Box	Ref.
200	24Vac/dc	Led R	12	LSR320024
200	24Vac/dc	Led D	12	LSR320124
200	230Vac/dc	Led R	12	LSR318023
200	230Vac/dc	Led D	12	LSR318123

SQUARED SPAZIO

lm	Type	Lamp	Units/Box	Ref.
200	24Vac/dc	Led R	12	LSQ320024
200	24Vac/dc	Led D	12	LSQ320124
200	230Vac/dc	Led R	12	LSQ318023
200	230Vac/dc	Led D	12	LSQ318123

SPAZIO T·LED·

lm	Type	Lamp	Units/Box	Ref.
200	230Vac/dc	Led R	12	LST318023
200	230Vac/dc	Led D	12	LST318123
200	24Vac/dc	Led R	12	LST320024
200	24Vac/dc	Led D	12	LST320124

SPAZIO LUZ (230Vac-48Vdc)

lm	230Vca	48Vcc	Model
45	2,3 VA	0,65 W	LUZ-0448/23
340	7,5 VA	3,5 W	LUZ-4048/23

SLAVE LUMINAIRES FOR CENTRAL BATTERY SYSTEMS

ZEMPER

T.LED. IP 44/65 (230Vac-48Vdc)

lm	230Vca	48Vcc	Ref.
45	2,5 VA	0,7 W	LTS-0448/23
400	7,6 VA	4,0 W	LTS-4048/23
45	2,5 VA	0,7 W	LTE-0448/23
400	7,6 VA	4,0 W	LTE-4048/23

XENA (230Vac-48Vdc)

lm	230Vca	48Vcc	Ref.
45	2,5 VA	0,7 W	LXF-0448/23
400	7,7 VA	4,1 W	LXF-4048/23

T·LED· IP42

lm	Type	Lamp	Units/Box	Ref.
70	230Vac/dc	LED	12	LTS407023
400	230Vac/dc	LED	12	LTS440023
70	24Vac/dc	LED	12	LTS407024
400	24Vac/dc	LED	12	LTS440024

T·LED· IP65

lm	Type	Lamp	Units/Box	Ref.
70	230Vac/dc	LED	10	LTE407023
400	230Vac/dc	LED	10	LTE440023
70	24Vac/dc	LED	10	LTE407024
400	24Vac/dc	LED	10	LTE440024

DIANA FLAT

lm	Type	Lamp	Units/Box	Ref.
70	230Vac/dc	LED	18	LDF307023
400	230Vac/dc	LED	18	LDF340023
70	24Vac/dc	LED	18	LDF307024
400	24Vac/dc	LED	18	LDF340024

TMU - UNIVERSAL REMOTE CONTROL DEVICE

TMU300

Description	Ref.
Universal remote control device for standard and self test luminaires (up to 300 luminaires)	TMU300



BAPI PORTABLE LAMP

LPORT02

Characteristics

- Light source:
  10 LED x 0,5W main lamp (emergency)
  1 LED x 1W Torch lamp
- Lumen output:
  Main lamp: 500 lm
  Torch lamp: 100 lm
- Diffuser: Polycarbonate
- Colour temperature: 6500ºK
- Working temperature: -10ºC to +40ºC
- Battery: 3,7V – 4400 mAh Li-ion
- Supply:
  AC/DC USB charger Input: 100V-240V, 50-60Hz.
  Output: 5V DC 1000mA
- Charging time: 5 hours
- Duration:
  3 hours for main lamp
  15 hours for torch lamp
- Working mode: Normal and Emergency

Supplied with AC / DC charger

IP54 IK07 LED 6500ºK Lm 500+100 3-15h. 3,7V 4400mA Li-ion Alta Eficiencia 4-5h. 5VDC

Description	Battery (Units/Ah)	Ref.
Self Contained Portable Lamp	3,7V – 4400 mAh Li-ion	LPORT02

Lamp

Torch

Multipositional hook

Belt clip

Stand for hands free use on flat surface

Magnet for metallic surface fixing

CE

RENOVATION KIT

high compatibility with market measures

resistant material

adaptable to ceiling and wall

easy mounting



UNIVERSAL FRAME XENA/DIANA
compatible frame for **8W**

Recommended for holes of max 365 x 132 mm

UNIVERSAL FRAME SPAZIO
compatible frame for **6W**

Recommended for holes of max 254 x 90 mm

UNIVERSAL FRAME XENA/DIANA + SPAZIO LUMINAIRE
compatible frame for **8W+SPAZIO**

With this option you can switch from an 8W luminaire to a Spazio range luminaire

Recommended for holes of max 365 x 132 mm

Description	Ref.
UNIVERSAL FRAME XENA/DIANA	AMU8001
UNIVERSAL FRAME SPAZIO	AMU8002
UNIVERSAL FRAME XENA/DIANA + SPAZIO LUMINAIRE	AMU8001+AMU8002

ZEMPER

THE EMERGENCY LIGHTING SPECIALIST

CEXP19-01

ZEMPER

Avda. de la Ciencia s/n · Pol. Industrial Avanzado
13005 Ciudad Real (Spain)

Tel. +34 902 11 11 97 · Fax +34 902 22 22 97
export@zemper.com

www.zemper.com