

MAXILUM PRO

PMP1500LXP3

Taric 8513100090



Technical Standards

EN 60598-2-22

Certifications



Functional Specifications

- Self-Contained
- Control system: AutoTest
- Type: Non-maintained / Maintained via third terminal
- Supply: 220-240V AC 50Hz<18.0W
- Non-maintained mode consumption: 0.5 W
Maintained mode consumption: 18 W
- Emergency: 1500 lm
Mains: 2300 lm
- Duration: 3 h
Battery: 6,4V-8,0Ah LiFePO₄
- Charging time: 12 h

Mechanical and Aesthetic Specifications

- Mounting: Ceiling/Wall Surface
- Insulation: Class1
- IP65
- IK10
- Lamp: 6x LEDS 4W
- LED color temperature: 4000 K
- Body material: Aluminum
- Finish: White RAL9003
- Diffuser / Optics: Transparent Polycarbonate
- Working temperature: 0 / 40 °C



MAXILUM PRO PMP1500LXP3

Installation characteristics

Installation type:

- Ceiling/Wall surface.

Possibility of connection with:

- Surface conduit wiring.

One orientable spotlight, vertically.

Supplied with 125° lens and three additional lenses:

- Corridor lens
- 45° lens
- 80° lens

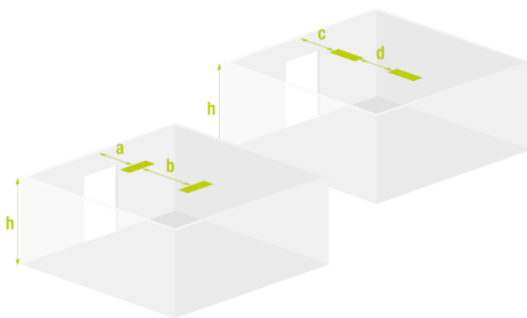


Operating characteristics

The luminaire has a built-in button, which allows:

- Put on Standby without power supply.

Spacing table



45° Anti-panic lens

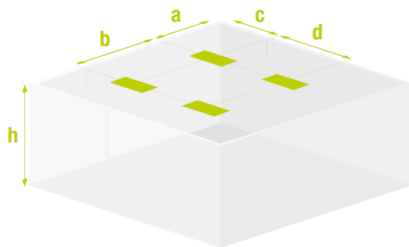
h	a	b	c	d
6 m	6,1 m	13,1 m	5,3 m	12,1 m
8 m	7,3 m	16,5 m	6,7 m	15,4 m
11 m	8,8 m	20,5 m	8,6 m	19,5 m
13 m	9,8 m	22,5 m	9,6 m	22,2 m
15 m	10,6 m	24,5 m	10,4 m	24,5 m

Spacing data calculated with no reflections and a maintenance factor of 0.9.

Compliant with the updated standard EN-1838:2024.

Minimum illuminance of 1 lux over a 1 m wide evacuation path.

The calculation of spacing distances is carried out considering the height of the light emission point, without taking into account the dimensions of the luminaire.



45° Anti-panic lens

h	a	b	c	d
6 m	5,7 m	12,0 m	6,6 m	12,0 m
8 m	7,2 m	13,5 m	8,1 m	13,5 m
11 m	9,3 m	18,0 m	10,2 m	16,5 m
13 m	10,5 m	19,5 m	11,1 m	19,5 m
15 m	11,7 m	21,5 m	12,3 m	22,0 m

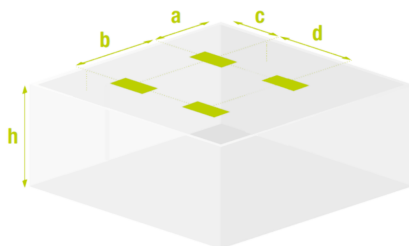
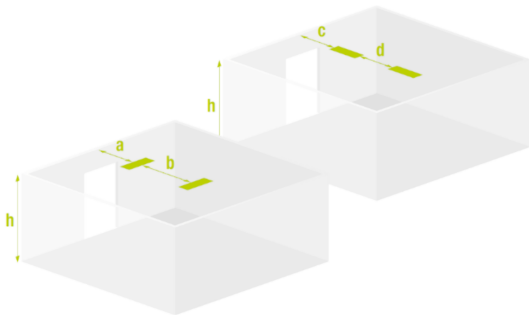
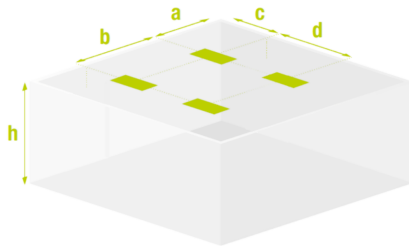
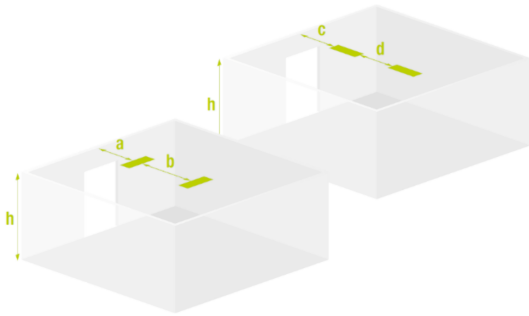
Spacing data calculated with no reflections and a maintenance factor of 0.9.

Compliant with the updated standard EN-1838:2024.

Minimum illuminance of 0.5 lux (anti-panic calculation).

The calculation of spacing distances is carried out considering the height of the light emission point, without taking into account the dimensions of the luminaire.

MAXILUM PRO PMP1500LXP3



80° Anti-panic lens

h	a	b	c	d
6 m	6,5 m	14,6 m	6,3 m	14,5 m
8 m	8,0 m	18,0 m	7,7 m	17,7 m
11 m	9,4 m	22,5 m	9,4 m	22,0 m
13 m	10,4 m	25,0 m	10,4 m	24,5 m
15 m	11,2 m	26,8 m	11,2 m	26,5 m

Spacing data calculated with no reflections and a maintenance factor of 0.9.

Compliant with the updated standard EN-1838:2024.

Minimum illuminance of 1 lux over a 1 m wide evacuation path.

The calculation of spacing distances is carried out considering the height of the light emission point, without taking into account the dimensions of the luminaire.

80° Anti-panic lens

h	a	b	c	d
6 m	6,9 m	13,0 m	6,9 m	13,0 m
8 m	8,4 m	15,5 m	8,7 m	16,0 m
11 m	10,5 m	19,5 m	11,1 m	20,0 m
13 m	11,7 m	21,0 m	12,0 m	23,5 m
15 m	12,9 m	22,0 m	12,9 m	27,0 m

Spacing data calculated with no reflections and a maintenance factor of 0.9.

Compliant with the updated standard EN-1838:2024.

Minimum illuminance of 0.5 lux (anti-panic calculation).

The calculation of spacing distances is carried out considering the height of the light emission point, without taking into account the dimensions of the luminaire.

125° Anti-panic lens

h	a	b	c	d
6 m	9,4 m	21,7 m	9,5 m	21,3 m
8 m	11,2 m	26,0 m	11,6 m	26,5 m
11 m	13,2 m	31,5 m	13,4 m	33,0 m
13 m	12,9 m	34,6 m	13,1 m	35,6 m
15 m	11,4 m	36,5 m	10,7 m	37,1 m

Spacing data calculated with no reflections and a maintenance factor of 0.9.

Compliant with the updated standard EN-1838:2024.

Minimum illuminance of 1 lux over a 1 m wide evacuation path.

The calculation of spacing distances is carried out considering the height of the light emission point, without taking into account the dimensions of the luminaire.

125° Anti-panic lens

h	a	b	c	d
6 m	10,2 m	17,5 m	10,5 m	18,0 m
8 m	12,9 m	21,5 m	12,6 m	23,5 m
11 m	16,2 m	27,0 m	15,6 m	31,0 m
13 m	17,7 m	30,0 m	17,1 m	36,0 m
15 m	18,9 m	35,5 m	18,6 m	37,5 m


Spacing data calculated with no reflections and a maintenance factor of 0.9.

Compliant with the updated standard EN-1838:2024.

Minimum illuminance of 0.5 lux (anti-panic calculation).

The calculation of spacing distances is carried out considering the height of the light emission point, without taking into account the dimensions of the luminaire.

MAXILUM PRO PMP1500LXP3



Escape route lens

h	a	b
6 m	15,5 m	36,6 m
8 m	17,6 m	43,6 m
11 m	18,6 m	49,1 m
13 m	18,9 m	51,1 m
15 m	16,1 m	52,5 m

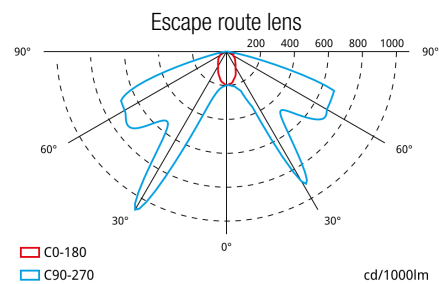
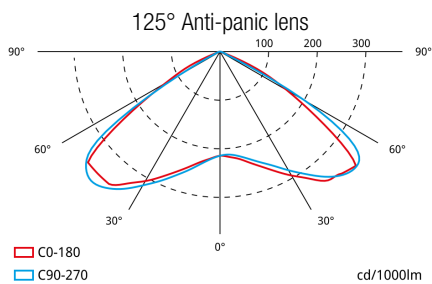
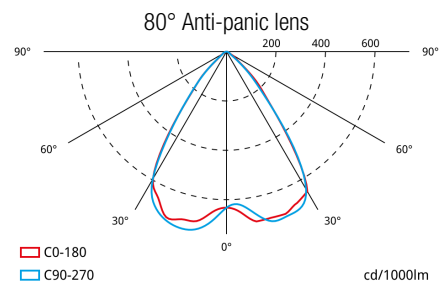
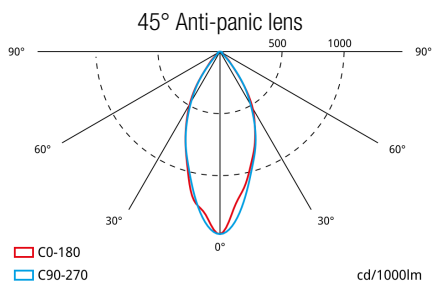
Spacing data calculated with no reflections and a maintenance factor of 0.9.

Compliant with the updated standard EN-1838:2024.

Minimum illuminance of 1 lux over a 1 m wide evacuation path.

The calculation of spacing distances is carried out considering the height of the light emission point, without taking into account the dimensions of the luminaire.

Photometric guide



MAXILUM PRO PMP1500LXP3

Weight (kg)



Product weight:

2.30 kg

Boxed product weight:

2.58 kg

Weight of box of 5 units:

3.58 kg

Dimensions (mm)

